



K494IY001
K494IY002

Description

Flush mounting electronic room thermostat, for temperature regulation in domestic and industrial heating and cooling systems. 230V power supply.

Versions and product codes

Product code	Temperature regulation range [°C]	Differential* [K]	Body admissible temperature [°C]	Thermostat colour
K494IY001	2÷40	±0,5	0÷45	Black
K494IY002	2÷40	±0,5	0÷45	White

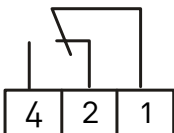
*The differential values refer to a thermal gradient of 4 K/h

Accessories

Adaptors for 75 x 45 plates (standard, included in package).

Technical data

- Maximum ambient temperature: 45 °C
- Power supply: 230V / 50 Hz.
- Contact capacity 5(3)A, 250 Vca.
- Micro-disconnection 1B.
- Protection degree: IP20
- Pollution grade 2
- Impulse voltage 4000 V
- Class A software
- Double isolation
- Display with graphic icons paired with front buttons for selecting the mode of operation.
- Choice of temperature display - Celsius or Fahrenheit.
- Voltage-free switching contact.



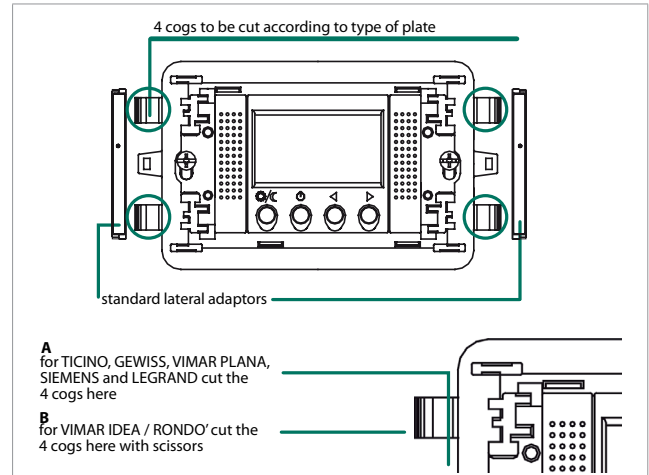
• Classification of temperature control devices according to the EU Reg. No. 811/2013 - 813/2013: energy class: IV, 2 %

Installation

It is recommended that you mount the thermostat on an interior wall 1,5 metres above the floor, away from kitchens, heat sources, windows and doors.

Cut the four cogs in the position shown in table 1 and insert the adaptors into the coordinating plates.

With two wires, connect terminals 1-2 to the user unit and terminals L-N to the 230 V / 50 Hz mains power supply. Fit the thermostat in 503-type 3-module flush mounting boxes with two screws (included).



Compatible plates	Lateral adaptors	Position of 4 cogs to be removed
BTICINO Living, Living transition	NO	A
BTICINO Light, Light Tech	NO	A
BTICINO Axolute	Small frame	A
VIMAR Idea and Rondò	Lateral	B
VIMAR Plana and Eikon	NO	A
GEWISS Playbus and Playbus Young	Lateral	A
AVE system 45, Noir, Blanc	Lateral	None
AVE Banquise, Ave Yes	Lateral	None
Siemens Delta Futura Graphit	Lateral	A
Legrand Cross	NO	A

Table 1

Operation

When the temperature increases: open 1-2 and close 1-4.

Three operation modes:

- COMFORT
- ECONOMY
- OFF/Antifreeze

The COMFORT and ECONOMY modes can be selected using the button

OFF/Antifreeze mode can be selected using the button

Three temperature settings:

- COMFORT maintains a set temperature from 2 °C to 40 °C.
- ECONOMY maintains a set temperature from 2 °C to 40 °C.
- OFF/Antifreeze temperature can be set from 0 to 7 °C to activate the frost protection function.

SUMMER/WINTER setting

Can be set by pressing both buttons simultaneously

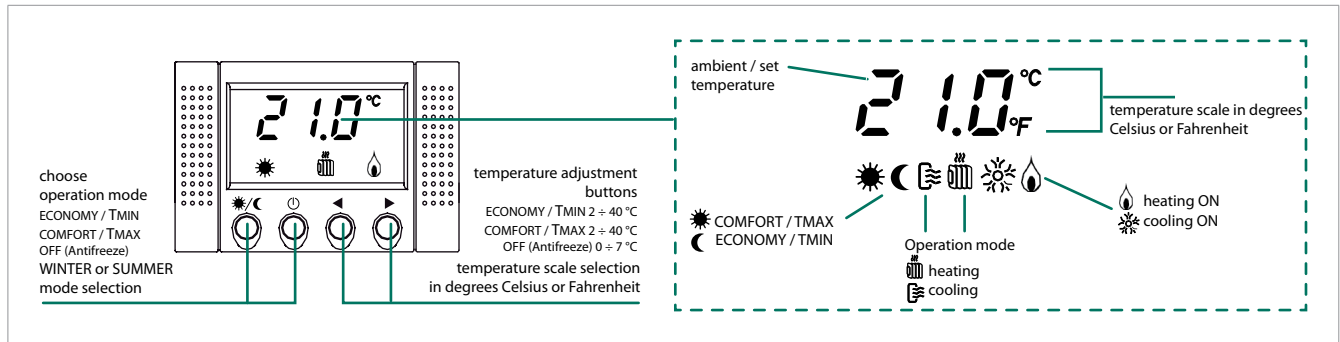
Choice of temperature display

Choice of temperature display - in Celsius or Fahrenheit - by pressing simultaneously



Button and display descriptions

Display with graphic icons paired with front buttons for selecting the mode of operation.



Normative references

- Complies with standard EN 60730-2-9
- EC type-approval

Product specifications

K494IY001

Electronic room thermostat, for controlling heating and air-conditioning systems. Black. Flush mounting installation in 503-type 3-module boxes with screws supplied. Power supply 230 V / 50 Hz. Contact capacity 5(3) A, 250 Vca. Protection degree IP20. Display with graphic icons paired with front buttons for selecting the mode of operation: comfort, economy, off/antifreeze. Summer/winter setting. Voltage-free switching contact. Temperature regulation range 2÷40 °C. Body admissible temperature 0÷45 °C. Classification of temperature control devices according to the EU Reg. No. 811/2013 - 813/2013: energy class: IV, 2 %.

K494IY002

Electronic room thermostat, for controlling heating and air-conditioning systems. White. Flush mounting installation in 503-type 3-module boxes with screws supplied. Power supply 230 V / 50 Hz. Contact capacity 5(3) A, 250 Vca. Protection degree IP20. Display with graphic icons paired with front buttons for selecting the mode of operation: comfort, economy, off/antifreeze. Summer/winter setting. Voltage-free switching contact. Temperature regulation range 2÷40 °C. Body admissible temperature 0÷45 °C. Classification of temperature control devices according to the EU Reg. No. 811/2013 - 813/2013: energy class: IV, 2 %.

Additional information

For additional information please check the website www.giacomini.com or contact the technical service: ☎ +39 0322 923372 📠 +39 0322 923255 ✉ consulenza.prodotti@giacomini.com
 This pamphlet is merely for information purposes. Giacomini S.p.A. retains the right to make modifications for technical or commercial reasons, without prior notice, to the items described in this pamphlet. The information described in this technical pamphlet does not exempt the user from following carefully the existing regulations and norms on good workmanship.
 Giacomini S.p.A. Via per Alzo, 39 - 28017 San Maurizio d'Opaglio (NO) Italy



K494IY011
K494IY012

Description

Flush mounting electronic room thermostat, for temperature regulation in domestic and industrial heating systems. Battery powered.

Versions and product codes

Product code	Temperature regulation range [°C]	Differential* [K]	Body admissible temperature [°C]	Thermostat colour
K494IY011	5÷40	0,5	-10÷50	Black
K494IY012	5÷40	0,5	-10÷50	White

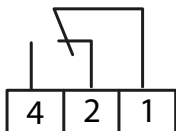
*The differential values refer to a thermal gradient of 4 K/h

Accessories

Adaptors for 75 x 45 plates (standard, included in package).

Technical data

- Maximum ambient temperature: 45 °C
- Power supply: 3 1,5 V micro-style AAA alkaline batteries.
- Battery life Approx 4 years
- Batteries can be removed from front of thermostat.
- All data is saved during battery replacement.
- The display flashes when battery charge is insufficient.
- Contact rating 5(3)A, 250 Vca.
- Class A software
- Micro-disconnection 1B.
- Protection degree: IP20
- Pollution grade: 2
- Impulse voltage: 4000 V
- Double isolation
- Voltage-free switching contact

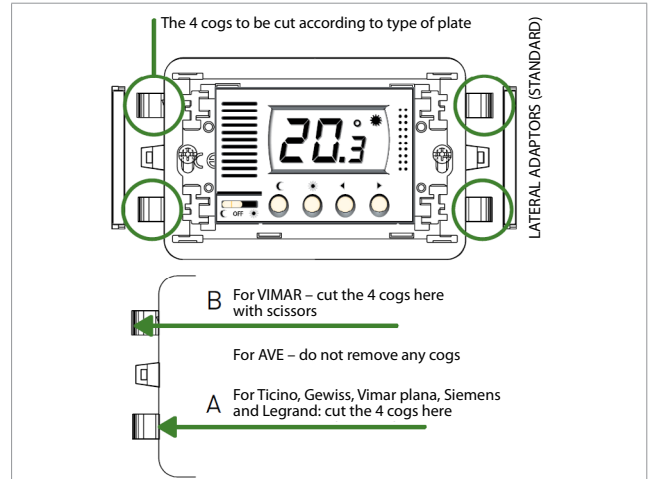


• Classification of temperature control devices according to the EU Reg. No. 811/2013 - 813/2013: energy class: IV, 2 %

Installation

It is recommended that you mount the thermostat on an interior wall 1,5 metres above the floor, away from kitchens, heat sources, windows and doors. Cut the four cogs in the position shown in table 1 and insert the adaptors into the coordinating plates.

Connect terminals 1 and 2 to the user unit. Fit the thermostat in 503-type 3-module flush mounting boxes with two screws (included).



Compatible plates	Lateral adaptors	Position of 4 cogs to be removed
BTICINO Living, Living transition	NO	A
BTICINO Light, Light Tech	NO	A
BTICINO Axolute	Small frame	A
VIMAR Idea and Rondò	Lateral	B
VIMAR Plana and Eikon	NO	A
GEWISS Playbus and Playbus Young	Lateral	A
AVE system 45, Noir, Blanc	Lateral	None
AVE Banquise, Ave Yes	Lateral	None
Siemens Delta Futura Graphit	Lateral	A
Legrand Cross	NO	A

Table 1

Operation

When the temperature increases: open 1-2 and close 1-4.

Two operation modes:

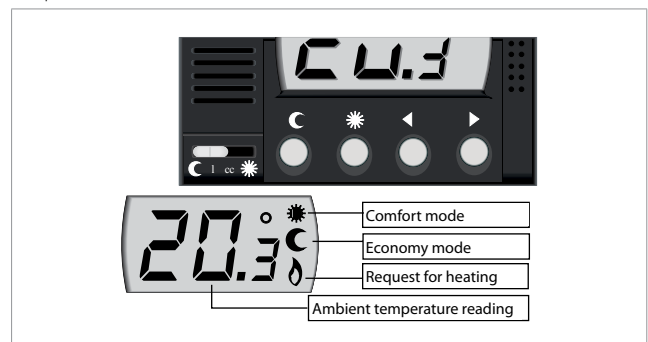
- COMFORT (day)
- ECONOMY (night)

Can be selected with manual thermostat switchover.

Pre-set antifreeze temperature: 5 °C

Button and display descriptions

Display with graphic icons paired with front buttons for selecting the mode of operation.





Normative references

- Complies with standard EN 60730-2-9
- EC type-approval

Product specifications

K494IY011

Electronic room thermostat, for controlling heating systems. Black colour. Flush mounting installation in 503-type 3-module boxes with screws supplied. Battery powered: 1,5V AAA alkaline batteries. Contact rating 5(3)A, 250 Vca. Protection degree IP20. Display with graphic icons paired with front buttons for selecting the mode of operation: comfort, economy, off. Voltage-free switching contact. Temperature regulation scale 5÷40 °C. Body admissible temperature -10÷50 °C. Classification of temperature control devices according to the EU Reg. No. 811/2013 - 813/2013: energy class: IV, 2 %.

K494IY012

Electronic room thermostat, for controlling heating systems. White colour. Flush mounting installation in 503-type 3-module boxes with screws supplied. Battery powered: 1,5 V AAA alkaline batteries. Contact rating 5(3)A, 250 Vca. Protection degree IP20. Display with graphic icons paired with front buttons for selecting the mode of operation: comfort, economy, off. Voltage-free switching contact. Temperature regulation scale 5÷40 °C. Body admissible temperature -10÷50 °C. Classification of temperature control devices according to the EU Reg. No. 811/2013 - 813/2013: energy class: IV, 2 %.

Additional information

For additional information please check the website www.giacomini.com or contact the technical service: ☎ +39 0322 923372 📠 +39 0322 923255 ✉ consulenza.prodotti@giacomini.com
This pamphlet is merely for information purposes. Giacomini S.p.A. retains the right to make modifications for technical or commercial reasons, without prior notice, to the items described in this pamphlet. The information described in this technical pamphlet does not exempt the user from following carefully the existing regulations and norms on good workmanship.
Giacomini S.p.A. Via per Alzo, 39 - 28017 San Maurizio d'Opaglio (NO) Italy