

ACTUATOR FOR ZONE VALVES

0752EN May 2016

ACTUATOR K272Y101 AND K272Y102
FOR ZONE VALVES R276, R277, R278, R279, R276B
AND DIVERTING VALVES R279D



GIACOMINI
WATER E-MOTION



K272Y101
K272Y102

Description

The K272Y101/K272Y102 actuator is used to control the zone valves R276, R277, R278, R279 R276B or the diverting valves R279D in heating and cooling systems.

Versions and product codes

Product code	Power supply	For use with zone valves and diverting valves
K272Y101	230 V - 50 Hz	R276, R277, R278, R279, R276B, R279D
K272Y102	24 V - 50 Hz	

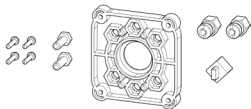


NB:

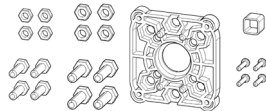
2 sachets containing the kits necessary for the installation of the actuator on the valves are supplied along with the actuator itself. For valves R276, R277, R278, R279, R279D use the Giacomini Kit, code P272Y001. For R276B valves use ISO Kit, code P272Y002.

Spare parts

- **P272Y001:** Giacomini kit for installation of K272 on R276, R277, R278, R279, R279D valves



- **P272Y002:** ISO5211 kit for installation of K272 on R276B valves

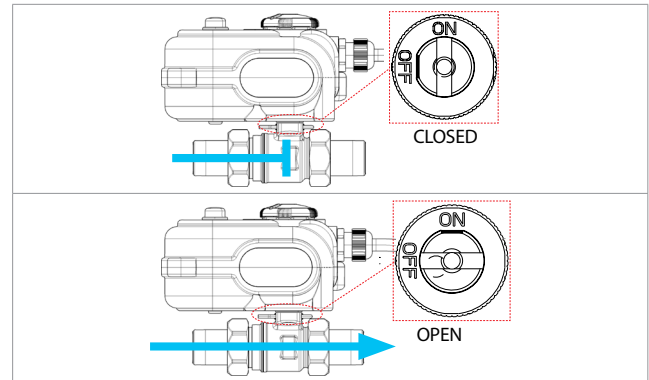


Technical data

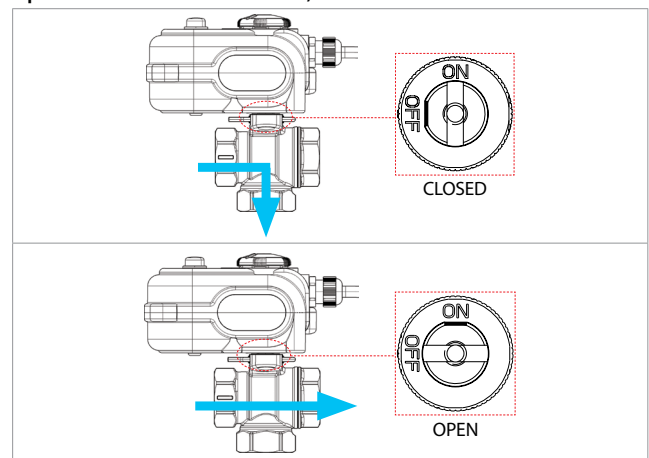
- Type of command: ON/OFF
- Rotation angle: 90°
- Opening time: 60 s
- Maximum torque: 18 Nm
- Power consumption: 6 W
- Auxiliary microswitch for end stop (contact flow rate): 6 (1) A
- Protection class: II
- Insulation class: IP65
- Ambient operating temperature range: -5÷55 °C
- Max. ambient humidity: 95 %
- Storage temperature range -20÷70 °C.

Operation

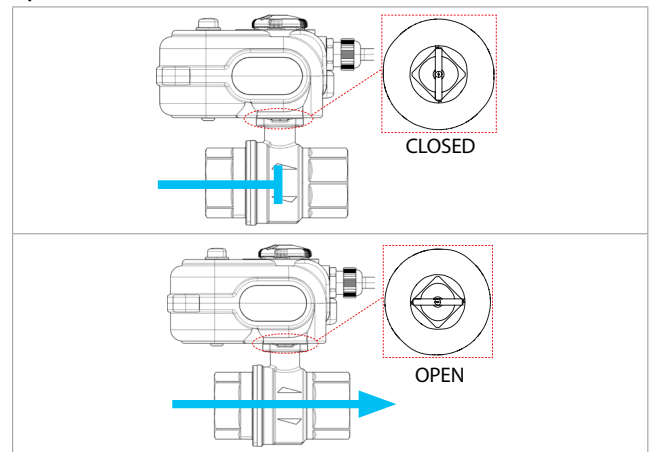
Operation with zone valves R276, R277



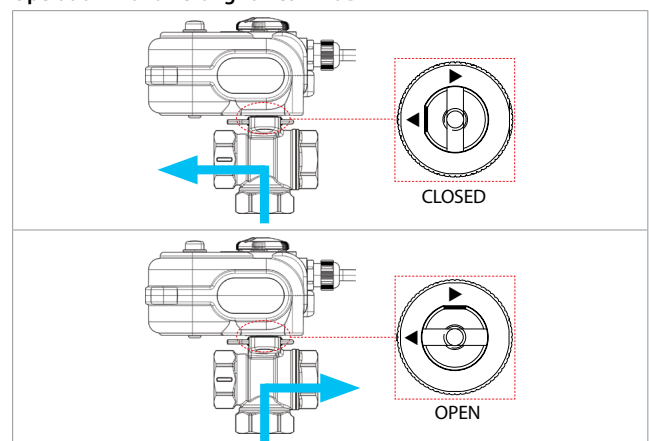
Operation with zone valves R278, R279



Operation with zone valves R276B



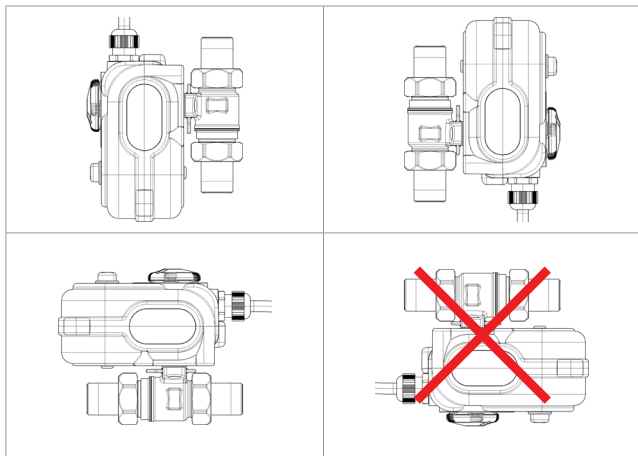
Operation with diverting valves R279D





Installation

The K272 actuator must be installed in a horizontal or vertical position with the cover facing upwards, in a dry, protected and easily-accessible location for any future maintenance. Do not cover with insulating material.



Manual command


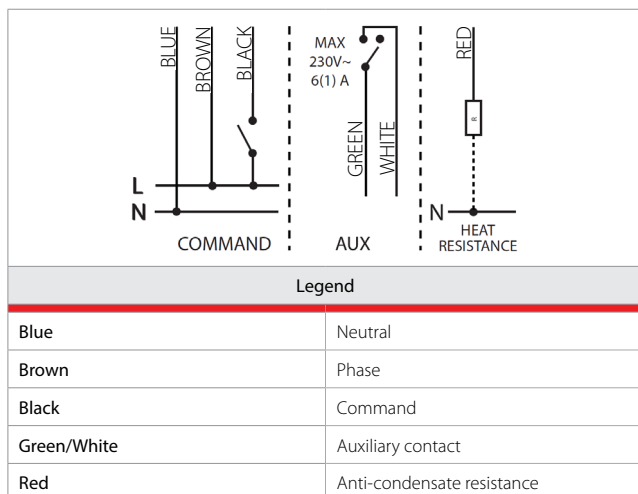


Fig.1

To initiate the actuator manually, keep the red "A" button pressed down and turn the red "B" knob to the desired position.

The LED "C" indicates the status of the motor function - see section on "Description of commands" in the next column.

Electrical connections



Warning.
The anti-condensate resistance is always active when connected.
Use: Ambient temperature < 10 °C
Ambient temperature 30÷45 °C and fluid temperature < 15 °C (chilled water)

Description of the commands

Action	Input	Auxiliary contact	LED (ref.C - fig.1)
Closure	Blue / Brown	Open	Off
Opening	Blue / Brown / Black	Closed	On



Warning.
Make sure the power supply voltage is disconnected while the connections are being carried out.



Warning.
Carry out and check the electrical connections before powering the system. Short circuits or cables connected improperly may cause permanent damage to the electrical components of the actuator.

Dimensions

Product code	A [mm]	B [mm]	C [mm]	D [mm]	E [mm]
K272Y101	157	76	80	98	43
K272Y102					

Reference Standards

- EC mark
- Directive EMC 2014/30/EC
- Low Voltage Directive 2014/35/EC

Product specifications

K272Y101

Rotary actuator for controlling the zone valves R276, R277, R278, R279 and R279B or for the diverting valves R279D in heating and cooling systems. Power supply 230 V - 50 Hz. Type of command: ON / OFF. Opening time: 60 s. Maximum torque: 18 Nm. Power consumption: 6 W. Auxiliary microswitch for end stop (contact flow rate): 6 (1) A. Protection class: II. Insulation class: IP65. Ambient operating temperature range: -5 to 55 °C. Max. ambient humidity: 95%. Storage temperature range: -20 to 70 °C. EC Marked. Complies with EMC Directive 2014/30 / EC and Low Voltage Directive 2014/35 / EC.

K272Y102

Rotary actuator for controlling the zone valves R276, R277, R278, R279 and R276B or for the diverting valves R279D in heating and cooling systems. Power supply 24 V - 50 Hz. Type of command: ON / OFF. Opening time: 60 s. Maximum torque: 18 Nm. Power consumption: 6 W. Auxiliary microswitch for end stop (contact flow rate): 6 (1) A. Protection class: II. Insulation class: IP65. Ambient operating temperature range: -5 to 55 °C. Max. ambient humidity: 95%. Storage temperature range: -20 to 70 °C. EC Marked. Complies with EMC Directive 2014/30 / EC and Low Voltage Directive 2014/35 / EC.

Additional information

For additional information please check the website www.giacomini.com or contact the technical service: ☎ +39 0322 923372 ☎ +39 0322 923255 ✉ consulenza.prodotti@giacomini.com
This pamphlet is merely for information purposes. Giacomini S.p.A. retains the right to make modifications for technical or commercial reasons, without prior notice, to the items described in this pamphlet. The information described in this technical pamphlet does not exempt the user from following carefully the existing regulations and norms on good workmanship.
Giacomini S.p.A. Via per Alzo, 39 - 28017 San Maurizio d'Opaglio (NO) Italy