



HPCS

Description

HPCS heat pumps are high efficiency heating and cooling systems for residential buildings.

HPCS heat pumps are already provided with technical storage tank for domestic hot water (DHW) instantaneous production thus making the hydraulic system planning and installation much easier; **they also include a solar thermal circuit integration and control system with circulation group preinstalled in the internal unit (hydronic module).**

Heat pumps exploit the refrigerating cycle technology to "pump" the heat from the outside to the inside of buildings (heating) or, in reverse, to transfer heat from the inside to the outside (cooling), with reduced energy consumption.

HPCS heat pumps can be used both in winter and summer, generating an air conditioning global system with one single energy source: electricity.

Heat pumps have been officially acknowledged as one of the main renewable sources, as they exploit the natural and unlimited natural energy of air.

Optional completion codes

- **HPVY001 (HP-V series):** anti-vibration rubber supports for installation between base and heat pump. They prevent vibration transmission to the building structures and noise.
- **HPKSY001 (HP-KS series):** boiler connection kit for DHW technical storage tank. It allows the auxiliary heating of the technical accumulation through a boiler.
- **HPERY002 (HP-ER series):** electric resistance 2 kW, 230 V monophase, for auxiliary heating in technical storage tanks of HPC internal hydronic modules.
- **HPERY003 (HP-ER series):** electric resistance 3 kW, 230 V monophase, for auxiliary heating in technical storage tanks of HPC internal hydronic modules.
- **HPERY004 (HP-ER series):** electric resistance 4,5 kW, 230 V monophase, for auxiliary heating in technical storage tanks of HPC internal hydronic modules.



Note.

The HP-ER auxiliary resistance can be installed only in factory and must be purchased when ordering the heat pump.

Versions and product codes

With 250 lt. DHW technical storage tank + solar thermal predisposition

Product code	Electric power	Calorific nominal power (A7W35) [kW]	COP *	Refrigerating nominal power (A35W18) [kW]	EER *
HPCSY006	230 V monophase	6,77	4,61	6,87	4,06
HPCSY008	230 V monophase	8,09	4,37	8,52	3,91
HPCSY010	230 V monophase	10,00	4,43	10,00	4,43
HPCSY012	230 V monophase	12,10	4,19	11,90	4,49
HPCSY014	230 V monophase	13,76	4,30	13,80	4,70
HPCSY016	400 V triphase	15,21	4,41	15,69	4,90

With 190 lt. DHW technical storage tank + 40 lt. inertial puffer + solar thermal predisposition

Product code	Electric power	Calorific nominal power (A7W35) [kW]	COP *	Refrigerating nominal power (A35W18) [kW]	EER *
HPCSY106	230V monophase	6,77	4,61	6,87	4,06
HPCSY108	230V monophase	8,09	4,37	8,52	3,91
HPCSY110	230V monophase	10,00	4,43	10,00	4,43
HPCSY112	230V monophase	12,10	4,19	11,90	4,49
HPCSY114	230V monophase	13,76	4,30	13,80	4,70
HPCSY116	400V triphase	15,21	4,41	15,69	4,90

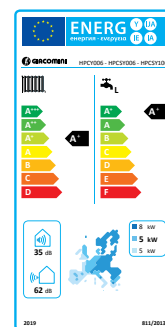


Note.

* Nominal cooling (EER) and heating (COP) efficiency are determined based on Standard EN 14511.

ErP energy efficiency

Product code	Energy efficiency class Heating		Energy efficiency class DHW	
	55 °C	35 °C	Class	Profile
HPCSY006 HPCSY106	A+	A++	A+	L
HPCSY008 HPCSY108	A+	A++	A+	L
HPCSY010 HPCSY110	A+	A++	A+	L
HPCSY012 HPCSY112	A+	A++	A+	L
HPCSY014 HPCSY114	A+	A++	A+	L
HPCSY016 HPCSY116	A++	A++	A+	L



Main characteristics

- Internal unit (hydronic module) available in 2 versions:
 - with 250 lt. integrated storage tank for DHW instantaneous production.
 - with 190 lt. integrated storage tank for DHW instantaneous production and 40 lt. puffer to guarantee the minimum volume of water contained in the system.
- Solar circulation group preinstalled in hydronic module (expansion vessel sold separately)
- Suitable for radiant and combined systems (heating/cooling).
- Fully autonomous control of main operation logics (heating, cooling, DHW production, solar circuit control) based on well-defined priorities and actual weather conditions to provide maximum efficiency and energy saving.
- Possibility to control mixing valves, diverters, secondary side circulators and possible integration with external heat sources.
- Possible "modular" installation for commercial and industrial applications of medium dimensions.
- Various programming parameters for use customization.

Construction characteristics

- Manufacturer's control system with microcontroller regulation, overheating control logic through electronic expansion vessel.
- Twin Rotary DC inverter compressors.
- Axial fans with DC brushless motor.
- Source exchanger: circuitation optimized by finned coil with copper pipes and aluminum fins with hydrophylic treatment.
- Draw-off exchanger: braze-welded AISI 304 stainless steel plates with reduced loss of pressure on water side.
- Refrigerating circuit with copper pipes including: condensation control, electronic thermostatic valve, inversion valve, high/low pressure switches, maintenance and control valves, double pressure socket, high and low pressure transducers.
- Internal unit hydraulic circuit: high efficiency self-modulating brushless circulator, DHW expansion vessel, flow switch, air vent valve, safety valve (3 bar), double gauge, drain tap, 3-way diverter for system/DHW technical side commutation, flow meter for DHW water control, circulation group for solar thermal system.

Benefits

- **Comfort:** the DC Inverter technology accurately adjusts the power required to condition the ambients, rapidly reaching and maintaining the set point with great precision.
- **Efficiency:** the compressor modulation with DC Inverter control provides an energy-saving operation.
- **Ecology:** as opposed to boilers, heat pumps do not emit CO₂ directly. Considering the reduced energy consumption, indirect CO₂ emissions (those from plants producing the energy used for their operation) represent however 25 % compared to those produced by traditional heating systems.
- **Money-saving:** by exploiting the energy of air, it provides low energy consumptions to produce the required heating power, especially in radiant systems with a reduced temperature difference.
- **Reliability:** all compressor components are evenly lubricated at every rotation speed. Start up must be executed by Authorized Technical Service.

Technical data

► With 250 lt. DHW technical storage tank + solar thermal predisposition

Internal unit (hydraulic module)	HPCSY006	HPCSY008	HPCSY010	HPCSY012	HPCSY014	HPCSY016
Electric power [V, Ph, Hz]	230 V / monophase 50 Hz	230 V / monophase 50 Hz	230 V / monophase 50 Hz	230 V / monophase 50 Hz	230 V / monophase 50 Hz	230 V / monophase 50 Hz
Max. absorbed current [A]	1,66	1,66	1,76	1,76	2,11	2,11
Max. absorbed power [kW]	0,21	0,21	0,22	0,22	0,27	0,27
Circulator water flow (A7W35) [m³/h]	1,16	1,39	1,72	2,08	2,37	2,62
Circulator useful head (A7W35) [kPa]	50,7	38,6	31,0	30,1	47,9	33,0
Min. additional water volume [l] ⁽¹⁾	31	37	46	51	69	88
Hydraulic system delivery/return connect. [inch]	1" M	1" M	1" M	1" M	1" M	1" M
DHW technical side puffer [l]	250	250	250	250	250	250
DHW technical side expansion vessel [l]	8+8	8+8	8+8	8+8	8+8	8+8
DHW side max. deliverable flow [l/min]	40	40	40	40	40	40
Min. flow for DHW circuit start up [l/min]	3	3	3	3	3	3
DHW circuit hydraulic connections [inch]	3/4" M	3/4" M	3/4" M	3/4" M	3/4" M	3/4" M
Refrigerating circuit - fluid connections [inch]	3/8" SAE	3/8" SAE	3/8" SAE	3/8" SAE	3/8" SAE	3/8" SAE
Refrigerating circuit - gas connections [inch]	5/8" SAE	5/8" SAE	5/8" SAE	5/8" SAE	5/8" SAE	5/8" SAE
Acoustic power [dB(A)] ⁽²⁾	35	35	39	39	40	40
Solar circuit - hydraulic connections [inch]	3/4" M	3/4" M	3/4" M	3/4" M	3/4" M	3/4" M
Solar circuit max. water flow [m³/h]	0,7	0,7	0,7	0,7	0,7	0,7
Solar circuit max. pressure [bar]	6	6	6	6	6	6
Solar circuit max. temperature [°C]	120	120	120	120	120	120
Max. solar surface [m²]	20 m² for flat collector / 15 m² for vacuum collector					
Solar exchange coil surface [m²]	0,7	0,7	0,7	0,7	0,7	0,7
Circulator max. head [kPa]	74	74	74	74	74	74
Dimensions (W x H x D) [mm]	595 x 1830 x 705	595 x 1830 x 705	595 x 1830 x 705	595 x 1830 x 705	595 x 1830 x 705	595 x 1830 x 705
Net weight [kg]	204	204	205	205	207	207
Working weight [kg]	466	466	467	467	469	469

⁽¹⁾ Calculated for a 10 °C water temperature decrease with a 6-minute defrosting cycle. Minimum water volume to add to the system plus the one required for the hydraulic circuit of the system side unit.

⁽²⁾ Heating mode, condition (A7W35); value set based on the measurements performed in compliance with UNI EN ISO 9614-2 and with provisions of Eurovent certification.



Important



SOLAR



► With 190 lt. DHW technical storage tank + 140 lt. inertial puffer + solar thermal predisposition

Internal unit (hydraulic module)	HPCSY106	HPCSY108	HPCSY110	HPCSY112	HPCSY114	HPCSY116
Electric power [V, Ph, Hz]	230 V / monophase 50 Hz	230 V / monophase 50 Hz	230 V / monophase 50 Hz	230 V / monophase 50 Hz	230 V / monophase 50 Hz	230 V / monophase 50 Hz
Max. absorbed current [A]	1,66	1,66	1,76	1,76	2,11	2,11
Max. absorbed power [kW]	0,21	0,21	0,22	0,22	0,27	0,27
Circulator water flow (A7W35) [m³/h]	1,16	1,39	1,72	2,08	2,37	2,62
Circulator useful head (A7W35) [kPa]	50,7	38,6	31,0	30,1	47,9	33,0
Min. additional water volume [l] ⁽¹⁾	0	0	6	11	29	48
System delivery/return hydraulic connect. [inch]	1" M	1" M	1" M	1" M	1" M	1" M
DHW technical side puffer [l]	190	190	190	190	190	190
Technical side expansion vessel [l]	8+8	8+8	8+8	8+8	8+8	8+8
DHW side max. deliverable flow [l/min]	40	40	40	40	40	40
Min. flow for DHW circuit start up [l/min]	3	3	3	3	3	3
DHW circuit hydraulic connections [inch]	3/4" M	3/4" M	3/4" M	3/4" M	3/4" M	3/4" M
SYSTEM technical side puffer [l]	40	40	40	40	40	40
SYSTEM technical side expansion vessel [l]	2	2	2	2	2	2
Refrigerating circuit - fluid connections [inch]	3/8" SAE	3/8" SAE	3/8" SAE	3/8" SAE	3/8" SAE	3/8" SAE
Refrigerating circuit - gas connections [inch]	5/8" SAE	5/8" SAE	5/8" SAE	5/8" SAE	5/8" SAE	5/8" SAE
Acoustic power [dB(A)] ⁽²⁾	35	35	39	39	40	40
Solar circuit - hydraulic connections [inch]	3/4" M	3/4" M	3/4" M	3/4" M	3/4" M	3/4" M
Solar circuit max. water flow [m³/h]	0,7	0,7	0,7	0,7	0,7	0,7
Solar circuit max. pressure [bar]	6	6	6	6	6	6
Solar circuit max. temperature [°C]	120	120	120	120	120	120
Max. solar surface [m²]	20 m² for flat collector / 15 m² for vacuum collector					
Solar exchange coil surface [m²]	0,7	0,7	0,7	0,7	0,7	0,7
Max. circulator head [kPa]	74	74	74	74	74	74
Dimensions (W x H x D) [mm]	595 x 1830 x 705	595 x 1830 x 705	595 x 1830 x 705	595 x 1830 x 705	595 x 1830 x 705	595 x 1830 x 705
Net weight [kg]	217	217	218	218	220	220
Working weight [kg]	479	479	480	480	482	482

⁽¹⁾ Calculated for a 10 °C water temperature decrease with a 6-minute defrosting cycle. Minimum water volume to add to the system in addition to the one required for the hydraulic circuit of the system side unit.

⁽²⁾ Heating mode, condition (A7W35); value set based on the measurements performed in compliance with UNI EN ISO 9614-2 and with the provisions of the Eurovent certification.





External unit	HPCSY006 HPCSY106	HPCSY008 HPCSY108	HPCSY010 HPCSY110	HPCSY012 HPCSY112	HPCSY014 HPCSY114	HPCSY016 HPCSY116
Refrigerating power MIN-NOM-MAX (A35W18) [kW]	3,65 - 6,87 - 7,56 ⁽¹⁾	4,65 - 8,52 - 9,12 ⁽¹⁾	5,4 - 10 - 11,35 ⁽¹⁾	5,4 - 11,9 - 13,1 ⁽¹⁾	6,7 - 13,8 - 15,2 ⁽¹⁾	8,7 - 15,69 - 16,3 ⁽¹⁾
Absorbed power (A35W18) [kW]	1,69	2,18	2,26	2,65	2,93	3,20
EER (A35W18)	4,06	3,91	4,43	4,49	4,70	4,90
Refrigerating power MIN-NOM-MAX (A35W7) [kW]	2,32 - 5,07 - 5,58 ⁽¹⁾	2,95 - 6,12 - 6,73 ⁽¹⁾	3,27 - 7,56 - 8,83 ⁽¹⁾	3,27 - 8,49 - 9,6 ⁽¹⁾	5,3 - 11,46 - 12,05 ⁽¹⁾	6,3 - 14,64 - 16 ⁽¹⁾
Absorbed power (A35W7) [kW]	1,74	2,11	2,43	2,74	3,70	4,52
EER (A35W7)	2,91	2,90	3,11	3,10	3,10	3,24
SEER (seasonal EER)	3,59	3,61	4,63	4,73	4,51	4,77
Calorific power MIN-NOM-MAX (A7W35) [kW]	2,84 - 6,77 - 7,37	3,56 - 8,09 - 8,90	4,69 - 10 - 10,8	4,69 - 12,1 - 12,7	5,5 - 13,76 - 15,1	7,1 - 15,21 - 15,9
Absorbed power (A7W35) [kW]	1,47	1,85	2,26	2,89	3,2	3,45
COP (A7W35)	4,61	4,37	4,43	4,19	4,3	4,41
Calorific power MIN-NOM-MAX (A7W45) [kW]	2,28 - 6,27 - 6,90	2,88 - 8,00 - 8,80	3,9 - 9,51 - 10,3	3,9 - 11,3 - 12,1	5,3 - 13,55 - 14,9	6,5 - 15,17 - 15,8
Absorbed power (A7W45) [kW]	1,83	2,40	2,74	3,32	4,04	4,38
COP (A7W45)	3,43	3,33	3,47	3,41	3,35	3,46
SCOP (seasonal COP)	3,91	3,91	4,24	4,31	4,01	4,07
External working temperature [°C]	<div> <div> Heating Room temperature: -20÷30 °C Delivery water temperature: 25÷58⁽²⁾/63⁽³⁾ °C </div> <div> Domestic hot water Room temperature with water at 38 °C max: -20÷40 °C Room temperature with water at 55 °C max: -15÷35 °C Delivery water temperature: 20÷58⁽²⁾/63⁽³⁾ °C </div> </div> <div> Cooling Room temperature: -10÷46 °C Delivery water temperature: 5÷25 °C </div>					
Electric power [V, Ph, Hz]	230 V, monophase, 50 Hz	230 V, monophase, 50 Hz	230 V, monophase, 50 Hz	230 V, monophase, 50 Hz	230 V, monophase, 50 Hz	400 V, triphase, 50 Hz
Max. absorbed current [A]	13,6	20,4	21,6	26,1	31,8	10,6
Max. absorbed power [kW]	3,2	4,7	5,0	6,0	7,5	7,9
Type of refrigerating gas	R410A	R410A	R410A	R410A	R410A	R410A
Fans [n., type]	1 DC Brushless Motor	1 DC Brushless Motor	1 DC Brushless Motor	1 DC Brushless Motor	2 DC Brushless Motor	2 DC Brushless Motor
Compressor type	Twin rotary DC Inverter	Twin rotary DC Inverter	Twin rotary DC Inverter	Twin rotary DC Inverter	Twin rotary DC Inverter	Twin rotary DC Inverter
Anti-freezing kit ⁽⁴⁾	Included	Included	Included	Included	Included	Included
Ø refrigerant pipes (fluid-gas) [inch]	3/8" - 5/8"	3/8" - 5/8"	3/8" - 5/8"	3/8" - 5/8"	3/8" - 5/8"	3/8" - 5/8"
Min. length for refrigerant pipes [m]	3	3	3	3	3	3
Max. length for refrigerant pipes [m]	30	30	30	30	30	30
Refrigerant pipe length per nominal capacity [m]	5	5	5	5	5	5
Max. length of refrigerant pipes without reloading [m]	7	7	7	7	7	7
Refrigerant quantity per additional length meter [g/m] ⁽⁵⁾	20	20	20	20	20	20
Max. level difference of refrigerant pipes [m] ⁽⁶⁾	15 / 20	15 / 20	15 / 20	15 / 20	20 / 25	20 / 25
Acoustic power [dB(A)] ⁽⁷⁾	62,0	62,5	63,0	63,5	65,5	66,0
Dimensions (W x H x D) [mm]	925 x 785 x 380	925 x 785 x 380	1047 x 913 x 465	1047 x 913 x 465	1060 x 1405 x 455	1060 x 1405 x 455
Net weight [kg]	62,0	62,0	83,5	83,5	112,2	123,0

⁽¹⁾ Max. power with Hz Max function not factory-enabled

⁽²⁾ Unit setting 57 °C, max. temperature value considers a 1 °C hysteresis present on parameter

⁽³⁾ With supplementary electric heater (optional)

⁽⁴⁾ Anti-freezing kit made by a self-heating cable wrapped around external unit base, near condensation coil

⁽⁵⁾ Data for: internal unit at a higher position/external unit at a higher position. In the second case (higher external unit) we recommend using a siphon every 5 meters of pipe length

⁽⁶⁾ Based on installation level difference

⁽⁷⁾ Heating mode, condition (A7W35); value set based on the measurements performed in compliance with UNI EN ISO 9614-2 and with the provisions of the Eurovent certification.

Installation and start up



Warning.
Start up must be executed by Authorized Technical Service.

Installer's operations:

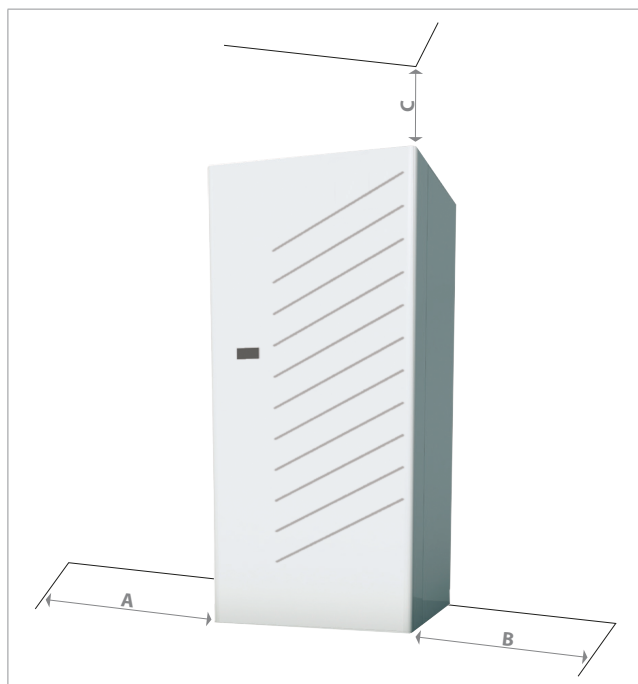
- Full connection of refrigerant pipes between external unit and internal hydronic module.
- Seal test of refrigerant pipes pressurized in nitrogen and with vacuum execution.
- Complete filling of hydraulic system.
- Complete electric wiring between HPCS heat pump and installed accessories.

Operations by Authorized Technical Service:

- Check vacuum of refrigerant pipes and opening of R410A gas pipe taps.
- Check proper hydraulic circuitation of HPCS system based on installation technical specifications.
- Check correct electric wiring, safety device intervention, water flow.
- Setting of working parameters based on project requirements.
- Fill in the "First start up" form and provide client with operation useful information.

Minimum dimensions required for installation

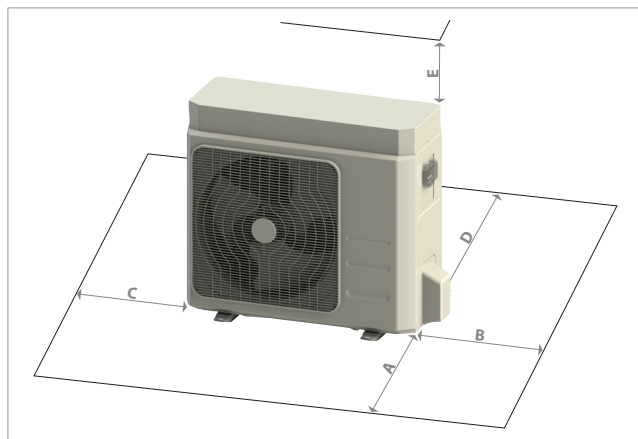
► Internal unit (hydronic module)



Product code	A [mm] *	B [mm] *	C [mm]
HPCSY006 HPCSY106	300	300	300
HPCSY008 HPCSY108	300	300	300
HPCSY010 HPCSY110	300	300	300
HPCSY012 HPCSY112	300	300	300
HPCSY014 HPCSY114	300	300	300
HPCSY016 HPCSY116	300	300	300

* Distances recommended for side inspection in case of exposed installation.
Built-in installations do not provide for side inspection and 10 mm can be kept on each side.

► External unit



Product code	A [mm]	B [mm]	C [mm]	D [mm]	E [mm]
HPCSY006 HPCSY106	1500	500	400	400	500
HPCSY008 HPCSY108	1500	500	400	400	500
HPCSY010 HPCSY110	1500	500	400	400	500
HPCSY012 HPCSY112	1500	500	400	400	500
HPCSY014 HPCSY114	1500	500	400	400	500
HPCSY016 HPCSY116	1500	500	400	400	500



Note.
Contact Sale Manager to verify supply conditions.

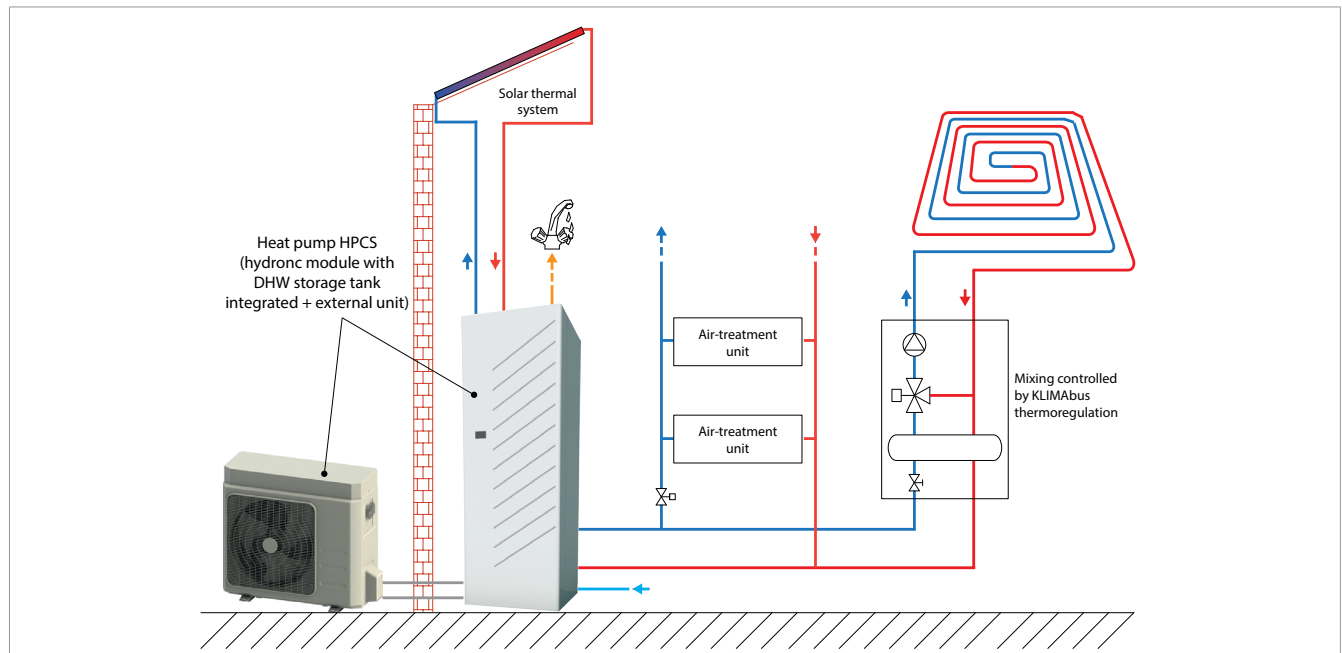


Note.
Refer to user manual for installation instructions.



Application diagrams

Application example for DHW production with integration of solar thermal and heating/cooling with 2 circuits



For more applications, contact Giacomini Technical Assistance

Certifications





Product specifications

HPCSY006

Heat pump split, air/water, hot and cold reversible with 250 lt. integrated storage tank for domestic hot water, solar thermal circuit integration and control with circulation group preinstalled inside internal unit (hydronic module). Electric power 230 V, monophase, 50 Hz. Heating energy efficiency class: A+ at 55 °C; A++ at 35 °C. Domestic hot water energy efficiency class: A+, profile L. EXTERNAL UNIT: Heating efficiency COP = 4,61 (A7W35); cooling efficiency EER = 4,06 (A35W18) (based on Standard EN 14511). Calorific nominal power (A7W35) 6,27 kW. Refrigerating nominal power (A35W18) 6,87 kW. Dimensions (W x H x D): 925 x 768 x 380 mm. Net weight: 62 kg. Anti-freezing kit included. INTERNAL UNIT (HYDRONIC MODULE): DHW technical side puffer: 250 lt. Dimensions (W x H x D): 595 x 1830 x 705 mm. Net weight: 204 kg. Working weight: 466 kg.

HPCSY008

Heat pump split, air/water, hot and cold reversible with 250 lt. integrated storage tank for domestic hot water, solar thermal circuit integration and control with circulation group preinstalled inside internal unit (hydronic module). Electric power 230 V, monophase, 50 Hz. Heating energy efficiency class: A+ at 55 °C; A++ at 35 °C. Domestic hot water energy efficiency class: A+, profile L. EXTERNAL UNIT: Heating efficiency COP = 4,37 (A7W35); Cooling efficiency EER = 3,91 (A35W18) (based on Standard EN 14511). Calorific nominal power (A7W35) 8,09 kW. Refrigerating nominal power (A35W18) 8,52 kW. Dimensions (W x H x D): 925 x 768 x 380 mm. Net weight: 62,5 kg. Anti-freezing kit included. INTERNAL UNIT (HYDRONIC MODULE): DHW technical side puffer: 250 lt. Dimensions (W x H x D): 595 x 1830 x 705 mm. Net weight: 204 kg. Working weight: 466 kg.

HPCSY010

Heat pump split, air/water, hot and cold reversible with 250 lt. integrated storage tank for domestic hot water, solar thermal circuit integration and control with circulation group preinstalled inside internal unit (hydronic module). Electric power 230 V, monophase, 50 Hz. Heating energy efficiency class: A+ at 55 °C; A++ at 35 °C. Domestic hot water energy efficiency class: A+, profile L. EXTERNAL UNIT: Heating efficiency COP = 4,43 (A7W35); Cooling efficiency EER = 4,43 (A35W18) (based on Standard EN 14511). Calorific nominal power (A7W35) 10,00 kW. Refrigerating nominal power (A35W18) 10,00 kW. Dimensions (W x H x D): 1047 x 913 x 465 mm. Net weight: 63 kg. Anti-freezing kit included. INTERNAL UNIT (HYDRONIC MODULE): DHW technical side puffer: 250 lt. Dimensions (W x H x D): 595 x 1830 x 705 mm. Net weight: 205 kg. Working weight: 467 kg.

HPCSY012

Heat pump split, air/water, hot and cold reversible with 250 lt. integrated storage tank for domestic hot water, solar thermal circuit integration and control with circulation group preinstalled inside internal unit (hydronic module). Electric power 230 V, monophase, 50 Hz. Heating energy efficiency class: A+ at 55 °C; A++ at 35 °C. Domestic hot water energy efficiency class: A+, profile L. EXTERNAL UNIT: Heating efficiency COP = 4,19 (A7W35); Cooling efficiency EER = 4,49 (A35W18) (based on Standard EN 14511). Calorific nominal power (A7W35) 12,10 kW. Refrigerating nominal power (A35W18) 11,90 kW. Dimensions (W x H x D): 1047 x 913 x 465 mm. Net weight: 63,5 kg. Anti-freezing kit included. INTERNAL UNIT (HYDRONIC MODULE): DHW technical side puffer: 250 lt. Dimensions (W x H x D): 595 x 1830 x 705 mm. Net weight: 205 kg. Working weight: 467 kg.

HPCSY014

Heat pump split, air/water, hot and cold reversible with 250 lt. integrated storage tank for domestic hot water, solar thermal circuit integration and control with circulation group preinstalled inside internal unit (hydronic module). Electric power 230 V, monophase, 50 Hz. Heating energy efficiency class: A+ at 55 °C; A++ at 35 °C. Domestic hot water energy efficiency class: A+, profile L. EXTERNAL UNIT: Heating efficiency COP = 4,30 (A7W35); Cooling efficiency EER = 4,70 (A35W18) (based on Standard EN 14511). Calorific nominal power (A7W35) 13,76 kW. Refrigerating nominal power (A35W18) 13,80 kW. Dimensions (W x H x D): 1060 x 1405 x 455 mm. Net weight: 65,5 kg. Anti-freezing kit included. INTERNAL UNIT (HYDRONIC MODULE): DHW technical side puffer: 250 lt. Dimensions (W x H x D): 595 x 1830 x 705 mm. Net weight: 207 kg. Working weight: 469 kg.

HPCSY016

Heat pump split, air/water, hot and cold reversible with 250 lt. integrated storage tank for domestic hot water, solar thermal circuit integration and control with circulation group preinstalled inside internal unit (hydronic module). Electric power 400 V, triphase, 50 Hz. Heating energy efficiency class: A++ at 55 °C; A++ at 35 °C. Domestic hot water energy efficiency class: A+, profile L. EXTERNAL UNIT: Heating efficiency COP = 4,41 (A7W35); Cooling efficiency EER = 4,90 (A35W18) (based on Standard EN 14511). Calorific nominal power (A7W35) 15,21 kW. Refrigerating nominal power (A35W18) 15,69 kW. Dimensions (W x H x D): 1060 x 1405 x 455 mm. Net weight: 66 kg. Anti-freezing kit included. INTERNAL UNIT (HYDRONIC MODULE): DHW technical side puffer: 250 lt. Dimensions (W x H x D): 595 x 1830 x 705 mm. Net weight: 207 kg. Working weight: 469 kg.

HPCSY106

Heat pump split, air/water, hot and cold reversible with 40 lt. technical and 190 lt. integrated storage tank for domestic hot water, solar thermal circuit integration and control with circulation group preinstalled inside internal unit (hydronic module). Electric power 230 V, monophase, 50 Hz. Heating energy efficiency class: A+ at 55 °C; A++ at 35 °C. Domestic hot water energy efficiency class: A+, profile L. EXTERNAL UNIT: Heating efficiency COP = 4,61 (A7W35); Cooling efficiency EER = 4,06 (A35W18) (based on Standard EN 14511). Calorific nominal power (A7W35) 6,27 kW. Refrigerating nominal power (A35W18) 6,87 kW. Dimensions (W x H x D): 925 x 768 x 380 mm. Net weight: 62 kg. Anti-freezing kit included. INTERNAL UNIT (HYDRONIC MODULE): DHW technical side puffer: 190 lt. SYSTEM technical side puffer: 40 lt. Dimensions (W x H x D): 595 x 1830 x 705 mm. Net weight: 217 kg. Working weight: 479 kg.

HPCSY108

Heat pump split, air/water, hot and cold reversible with 40 lt. technical and 190 lt. integrated storage tank for domestic hot water, solar thermal circuit integration and control with circulation group preinstalled inside internal unit (hydronic module). Electric power 230 V, monophase, 50 Hz. Heating energy efficiency class: A+ at 55 °C; A++ at 35 °C. Domestic hot water energy efficiency class: A+, profile L. EXTERNAL UNIT: Heating efficiency COP = 4,37 (A7W35); Cooling efficiency EER = 3,91 (A35W18) (based on Standard EN 14511). Calorific nominal power (A7W35) 8,09 kW. Refrigerating nominal power (A35W18) 8,52 kW. Dimensions (W x H x D): 925 x 768 x 380 mm. Net weight: 62,5 kg. Anti-freezing kit included. INTERNAL UNIT (HYDRONIC MODULE): DHW technical side puffer: 190 lt. SYSTEM technical side puffer: 40 lt. Dimensions (W x H x D): 595 x 1830 x 705 mm. Net weight: 217 kg. Working weight: 479 kg.

**HPCSY110**

Heat pump split, air/water, hot and cold reversible with 40 lt. technical and 190 lt. integrated storage tank for domestic hot water, solar thermal circuit integration and control with circulation group preinstalled inside internal unit (hydronic module). Electric power 230 V, monophasic, 50 Hz. Heating energy efficiency class: A+ at 55 °C; A++ at 35 °C. Domestic hot water energy efficiency class: A+, profile L. EXTERNAL UNIT: Heating efficiency COP = 4,43 (A7W35); Cooling efficiency EER = 4,43 (A35W18) (based on Standard EN 14511). Calorific nominal power (A7W35) 10,00 kW. Refrigerating nominal power (A35W18) 10,00 kW. Dimensions (W x H x D): 1047 x 913 x 465 mm. Net weight: 63 kg. Anti-freezing kit included. INTERNAL UNIT (HYDRONIC MODULE): DHW technical side puffer: 190 lt. SYSTEM technical side puffer: 40 lt. Dimensions (W x H x D): 595 x 1830 x 705 mm. Net weight: 218 kg. Working weight: 480 kg.

HPCSY112

Heat pump split, air/water, hot and cold reversible with 40 lt. technical and 190 lt. integrated storage tank for domestic hot water, solar thermal circuit integration and control with circulation group preinstalled inside internal unit (hydronic module). Electric power 230 V, monophasic, 50 Hz. Heating energy efficiency class: A+ at 55 °C; A++ at 35 °C. Domestic hot water energy efficiency class: A+, profile L. EXTERNAL UNIT: Heating efficiency COP = 4,19 (A7W35); Cooling efficiency EER = 4,49 (A35W18) (based on Standard EN 14511). Calorific nominal power (A7W35) 12,10 kW. Refrigerating nominal power (A35W18) 11,90 kW. Dimensions (W x H x D): 1047 x 913 x 465 mm. Net weight: 63,5 kg. Anti-freezing kit included. INTERNAL UNIT (HYDRONIC MODULE): DHW technical side puffer: 190 lt. SYSTEM technical side puffer: 40 lt. Dimensions (W x H x D): 595 x 1830 x 705 mm. Net weight: 218 kg. Working weight: 480 kg.

HPCSY114

Heat pump split, air/water, hot and cold reversible with 40 lt. technical and 190 lt. integrated storage tank for domestic hot water, solar thermal circuit integration and control with circulation group preinstalled inside internal unit (hydronic module). Electric power 230 V, monophasic, 50 Hz. Heating energy efficiency class: A+ at 55 °C; A++ at 35 °C. Domestic hot water energy efficiency class: A+, profile L. EXTERNAL UNIT: Heating efficiency COP = 4,30 (A7W35); Cooling efficiency EER = 4,70 (A35W18) (based on Standard EN 14511). Calorific nominal power (A7W35) 13,76 kW. Refrigerating nominal power (A35W18) 13,80 kW. Dimensions (W x H x D): 1060 x 1405 x 455 mm. Net weight: 65,5 kg. Anti-freezing kit included. INTERNAL UNIT (HYDRONIC MODULE): DHW technical side puffer: 190 lt. SYSTEM technical side puffer: 40 lt. Dimensions (W x H x D): 595 x 1830 x 705 mm. Net weight: 220 kg. Working weight: 482 kg.

HPCSY116

Heat pump split, air/water, hot and cold reversible with 40 lt. technical and 190 lt. integrated storage tank for domestic hot water, solar thermal circuit integration and control with circulation group preinstalled inside internal unit (hydronic module). Electric power 230 V, monophasic, 50 Hz. Heating energy efficiency class: A++ at 55 °C; A++ at 35 °C. Domestic hot water energy efficiency class: A+, profile L. EXTERNAL UNIT: Heating efficiency COP = 4,41 (A7W35); Cooling efficiency EER = 4,90 (A35W18) (based on Standard EN 14511). Calorific nominal power (A7W35) 15,21 kW. Refrigerating nominal power (A35W18) 15,69 kW. Dimensions (W x H x D): 1060 x 1405 x 455 mm. Net weight: 66 kg. Anti-freezing kit included. INTERNAL UNIT (HYDRONIC MODULE): DHW technical side puffer: 190 lt. SYSTEM technical side puffer: 40 lt. Dimensions (W x H x D): 595 x 1830 x 705 mm. Net weight: 220 kg. Working weight: 482 kg.

Additional information

For more information, go to www.giacomini.com or contact our technical assistance service: ☎ +39 0322 923372 📠 +39 0322 923255 ✉ consulenza.prodotti@giacomini.com
This document provides only general indications. Giacomini S.p.A. may change at any time, without notice and for technical or commercial reasons, the items included herewith.
The information included in this technical sheet do not exempt the user from strictly complying with the rules and good practice standards in force.
Giacomini S.p.A. Via per Alzo, 39 - 28017 San Maurizio d'Opaglio (NO) Italy