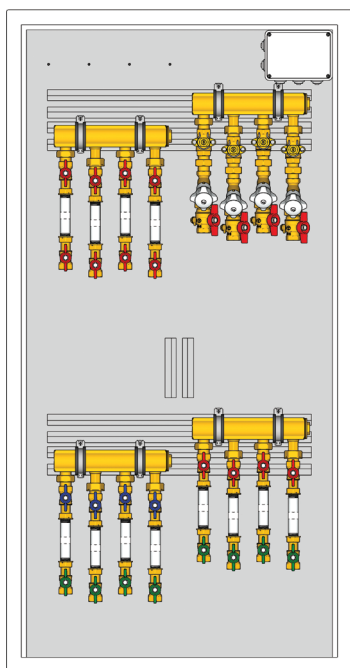


**MULTI-USER METERING MODULES
FOR 3 OR 4 APARTMENTS
GE555-2**

**GE555Y135
GE555Y136**
Description

The **GE555-2** multi-user metering modules are designed for use in systems with zone distribution and centralised heating, cooling and domestic water applications.

They allow 3 or 4 independent dwelling units to carry out the following operations: ON-OFF control of the system; direct measurement of the energy consumption for heating and/or cooling operations; direct measurement of consumption of domestic hot and cold water.

For both heating/cooling and for domestic water, the connection to the primary circuit is made through 1 1/4" manifolds, while the user connection is realised via 3/4" units.

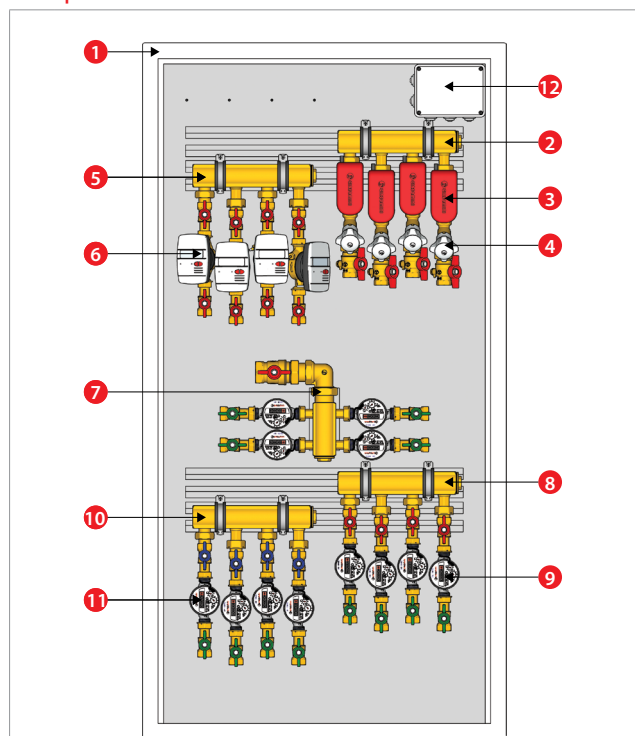
Versions and product codes

Product code	Type	No. zones	Primary connections	Secondary connections	Weight (*) [kg]
GE555Y135	Heating./Condit. + domestic	3	1 1/4"	3/4"	50
GE555Y136	Heating./Condit. + domestic	4	1 1/4"	3/4"	54

(*) Weight = empty weight

Technical data

- Max. working temperature: 110 °C (90 °C with plastic spacer)
- Max. working pressure: 16 bar (10 bar with plastic spacer)

Components

Legend

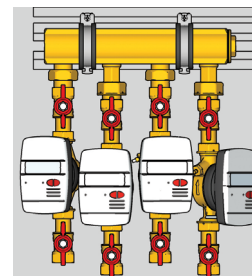
1	Metal cabinet
2	Heating/cooling delivery units
3	Actuators for zone valves (optional)
4	Static balancing valve
5	Heating/cooling return units
6	Thermal energy meter (optional)
7	Unit for service water (optional)
8	Units for domestic hot water
9	Domestic hot water meter (optional)
10	Units for domestic cold water
11	Domestic cold water meter (optional)
12	Cabinet with electric terminal board

Optional

- Thermal energy meter, GE552 series
- Domestic/service water meter, GE552-2 series
- Units for service water, GE550Y148
- Actuator for zone valve, K270 series
- Insulation, GE551-4 series
- Components for M-Bus data centralization GE552-4 series, or Wireless M-Bus GE552-W series.


Warning.

To ensure correct installation in the case of use of GE552Y215 and GE552Y216 thermal energy meters (with non-splittable display), the meters must be oriented as shown below.



**MULTI-USER METERING MODULES
FOR 3 OR 4 APARTMENTS
GE555-2**

GIACOMINI
WATER E-MOTION

Heating/cooling units

- Delivery: every unit includes a balancing valve (for static balance), a two-way motorised zone valve and a shut-off valve with housing for the energy meter delivery flow temperature probe.
 - Return: each unit includes a plastic spacer for the insertion of the energy meter flow rate measuring section, along with a pair of shut-off valves.
- The energy meters, the domestic cold and hot water meters and the actuators for the zone valve must be ordered separately.

Domestic water units

- Domestic cold and hot water: each unit includes a plastic spacer for the insertion of the water meter, along with a pair of shut-off valves; the valve with green handle is equipped with an integrated stop.
- The multi-user modules offer the advantage of compact size, as they allow all of the components for the units for several independent dwellings to be concentrated in one cabinet; they are also characterised by the ease and practicality of their installation, thanks to the fact that the primary connections on the unit are already complete.

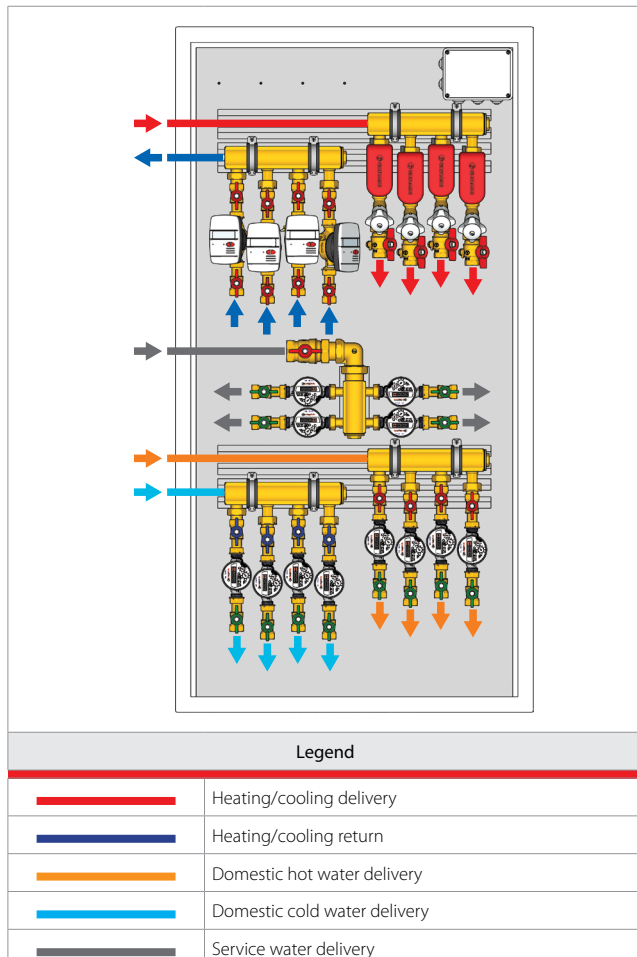
Service water units

The pre-assembled unit GE550Y148 allows users to meter service water for 4 independent dwelling units.

The unit is composed of:

- 1 1/4" primary connection
- 4 units of 3/4" for each user

Each unit for an individual user consists of a shut-off valve with integrated check valve and a plastic spacer for the insertion of the domestic water meter (ordered separately). The assembly of the unit takes place on the appropriate guide on the multi-user modules GE555Y135 or GE555Y136.

Flow scheme

Installation

Warning.

Respect the regulations regarding the use (installation, fixing, etc.), operation, recalibration and replacement of the meters. Refer also to the assembly instructions provided with the meter.

1) Installation of frame

Fix the frame to a vertical wall, with the appropriate fixation devices.

2) Washing the system

The Standards (UNI EN 1432) indicate that the system must be washed before installing the energy meters. At the end of the washing, clean well the filter.

3) Installing the thermal energy meter

When the system has been washed, you can replace the plastic spacer with the thermal energy meter (centre distance 110 mm).

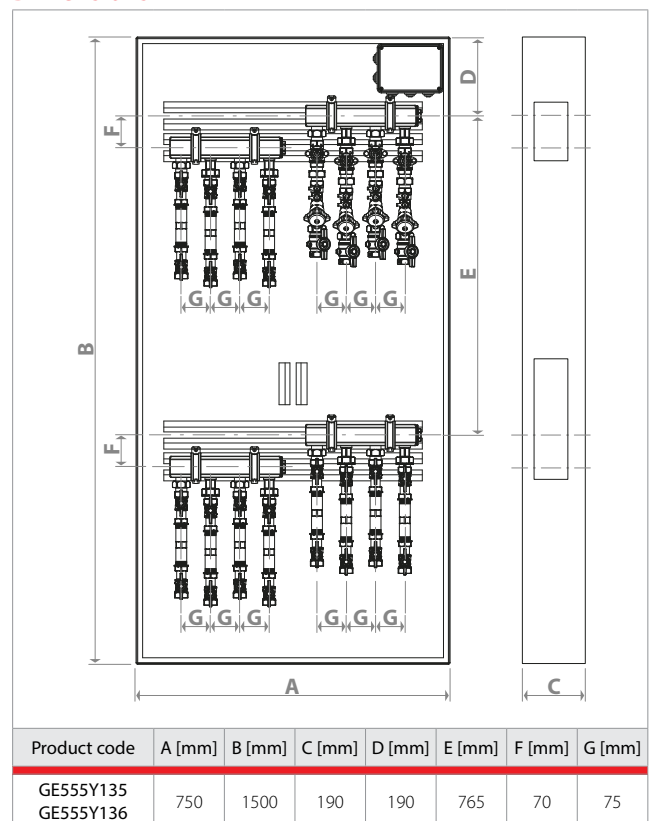
The module is provided with a mounting kit to be able to separately install the hydraulic part and the display of the energy meters.


Avvertenza.

For the thermal energy meter installation please refer to the instruction provided with the meter.

4) Testing the system

After making the installations, test the pressurised system according to the requirements of regional/national standards.

Dimensions

Normative references

- UNI EN 1434
- Directive 2004/22/EC
- EN 60751
- EN 61107



Product specifications

GE555Y135

Multi-user module for centralised heating and cooling systems. 1 1/4" connections on primary side. 3/4" connections for users. Multi-user units for three individual dwellings, with delivery units complete with shut-off valve, two-way motorised zone valve and static balance valve. Return units complete with shut-off valves and equipped for assembly of energy meter using plastic spacer on return (centre to centre distance 110 mm). Brackets for mounting the energy meter display units. Housing for delivery flow temperature probe integrated into the shut-off ball valve. IP55 cabinet with terminal board for electrical connections. Multi-user delivery and return units for three individual dwellings for domestic water metering. Equipped for multi-user unit for service water metering. Cabinet in painted metal sheet (RAL9010) with lockable door and depth adjustable frame. Dimensions 750x1500x190 mm (LxHxW). Max. working temperature 110 °C (90 °C with plastic spacer). Max. working pressure 16 bar (10 bar with plastic spacer). The module can be completed by ordering the following separately: thermal energy meter GE552 series. Units for service water metering for max. 4 dwellings, product code GE550Y148. Meters for domestic and/or service water, GE552-2 series. K270 actuator for two-way zone valve. Components for centralisation and remote command of consumption data via M-Bus, GE552-4 series or via Wireless M-Bus, GE552-W series.


GE555Y136

Multi-user module for centralised heating and cooling systems. 1 1/4" connections on primary side. 3/4" connections for users. Multi-user units for four individual dwellings with delivery units complete with shut-off valve, two-way motorised zone valve and static balance valve, return units complete with shut-off valves and equipped for assembly of energy meter using plastic spacer on return (centre to centre distance 110 mm). Equipped for insertion of delivery and return unit for 5th dwelling unit. Brackets for mounting the energy meter display units. Housing for delivery flow temperature probe integrated into the shut-off ball valve. IP55 cabinet with terminal board for electrical connections. Multi-user delivery and return units for four individual dwellings for domestic water metering. Equipped for insertion of delivery and return unit for 5th dwelling unit. Equipped for multi-user unit for service water metering. Cabinet in painted metal sheet (RAL9010) with lockable door and depth adjustable frame. Dimensions 750x1500x190 mm (LxHxW). Max. working temperature 110 °C (90 °C with plastic spacer). Max. working pressure 16 bar (10 bar with plastic spacer).

The module can be completed by ordering the following separately: thermal energy meter GE552 series. Units for service water metering for max. 4 dwelling units, product code GE550Y148. Meter for domestic and/or service water, GE552-2 series. K270 actuator for two-way zone valve. Possibility to install GE550-3 units for 5^a users. Components for centralisation and remote command of consumption data via M-Bus, GE552-4 series or via Wireless M-Bus, GE552-W series.

GE550Y148

Pre-assembled unit for distribution and metering of service water for 4 users. Use alongside multi-user module GE555Y135 or GE555Y136. Connection to primary with shut-off valve and 1 1/4" manifold. 4 units of 3/4" with shut-off valve with integrated stop and connection points for insertion of meters for users. The unit can be completed by ordering the following separately: meters for service water metering, series GE552-2. Components for centralisation and remote command of consumption data via M-Bus, GE552-4 series or via Wireless M-Bus, GE552-W series.



Safety Warning

Installation, commissioning and periodical maintenance of the product must be carried out by qualified operators in compliance with national regulations and/or local standards. A qualified installer must take all required measures, including use of Individual Protection Devices, for his and others' safety.

An improper installation may damage people, animals or objects towards which Giacomini S.p.A. may not be held liable.



Package Disposal

Carton boxes: paper recycling.
Plastic bags and bubble wrap: plastic recycling.



Product Disposal

Do not dispose of product as municipal waste at the end of its life cycle.
Dispose of product at a special recycling platform managed by local authorities or at retailers providing this type of service.

Additional information

For more information, go to www.giacomini.com or contact our technical assistance service: ☎ +39 0322 923372 📠 +39 0322 923255 ✉ consulenza.prodotti@giacomini.com

This document provides only general indications. Giacomini S.p.A. may change at any time, without notice and for technical or commercial reasons, the items included herewith.

The information included in this technical sheet do not exempt the user from strictly complying with the rules and good practice standards in force.

Giacomini S.p.A. Via per Alzo, 39 - 28017 San Maurizio d'Opaglio (NO) Italy