


R401D

R402D


Description

The **D series valves with thermostatic option** are indicated in the radiator systems where it is expected the installation of thermostatic heads to control the room temperature in order to optimize the consumption.

When the special worksite protection handwheel is fully closed, it is possible to exceed static pressure values of 10 bar with the system disabled.

In any case, it is advised to connect the heating elements before carrying out the pressurised seal tests on the system.

Versions and product codes




Series	Product code	Connections	Valve type
R401D	R401DX003	1/2"	Iron pipe
	R401DX004	3/4"	
R402D	R402DX003	1/2"	Iron pipe
	R402DX004	3/4"	

Technical data

- Fluid of use: water and glycol solutions (max. 30 %)
- Temperature range: 5÷110 °C
- Max. working pressure: 16 bar with worksite protection handwheel
10 bar in combination with thermostatic head
- Max. differential pressure with thermostatic head: 1,4 bar (1/2"); 0,7 bar (3/4")
- Can be combined with thermostatic heads R460, R468, R470 (Clip-Clap quick connection)


Materials

- Body and main components: UNI EN 12165 CW617N chrome plated brass
- Monobloc command stem: stainless steel
- Worksite protection handwheel: PP-H
- Gaskets: EPDM

Valve size	Thermostatic head in combination	Nominal flow rate $q_{m,NT}$ in combination with thermostatic head [kg/h]	Authority "a" of the stopper
1/2" (R401DX003, R402DX003)	R460 	150	0,90
3/4" (R401DX004, R402DX004)		240	0,88
1/2" (R401DX003, R402DX003)	R468 	150	0,91
3/4" (R401DX004, R402DX004)		240	0,88
1/2" (R401DX003, R402DX003)	R470 	150	0,83
3/4" (R401DX004, R402DX004)		240	0,79

KEYMARK (EN215) certification

Product code	Declared hysteresis C_H	Influence of the declared water temperature W_H	Declared response time Z_H	Influence of the declared differential pressure D_H	Control accuracy CA_H
R460X001	0,35 K	0,9 K	26 min.	0,4 K	0,6 K
R468X001	0,23 K	0,42 K	25 min.	0,15 K	0,2 K
R470X001	0,4 K	1,2 K	26 min.	0,55 K	0,6 K

Complies with Directive RT2012 <i>Certità con variation temporelle</i>		TELL	
Factor VT	Value VT_H	Energy efficiency class	Classification
0,56	0,6	0,5	

Installation of thermostatic heads

The R460, R468 and R470 thermostatic head with Clip-Clap quick connection are installed directly on the valve body after removing the worksite protection handwheel.

To remove the handwheel it is necessary to counterclockwise unscrew the upper cap and then release the handwheel by levering the base using a screwdriver.

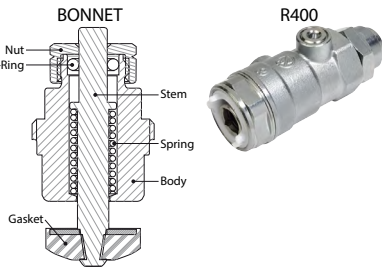
The worksite protection handwheel, however, allows the valve flow rate to be partialize: by turning it anticlockwise, the valve opens; turning it clockwise the valve closes.

Warning.

With thermostatic head installed on the valve body, to avoid excessive loads on the seal gasket of the thermostatic bonnet (with the resulting risk of jamming and locking) during the summer months, is recommended to place the knob in the fully open position, as marked by the symbol *.

In case of malfunction of the bonnet it is possible to replace the stem O-Ring, by unscrewing the nut using an hexagonal wrench 11 mm.

If the problem persists is also possible to replace the complete bonnet using the appropriate key R400.

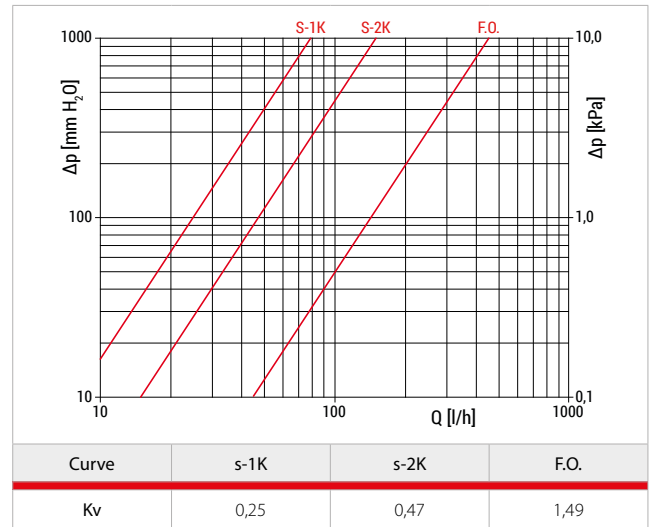


The bonnet replacement with R400 key, is not possible for the following valves: R401DX004, R402DX004

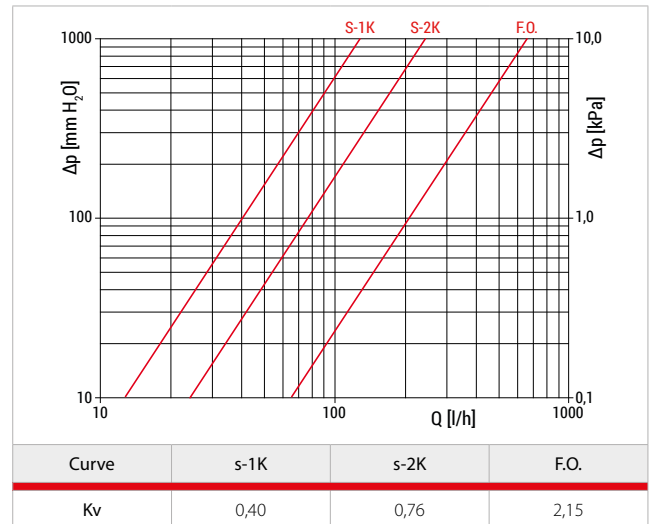
Hydraulic features

The data shown are obtained according to the specifications of the EN215 Standard.

• R460 in combination with the valve bodies 1/2" (R401D, R402D)

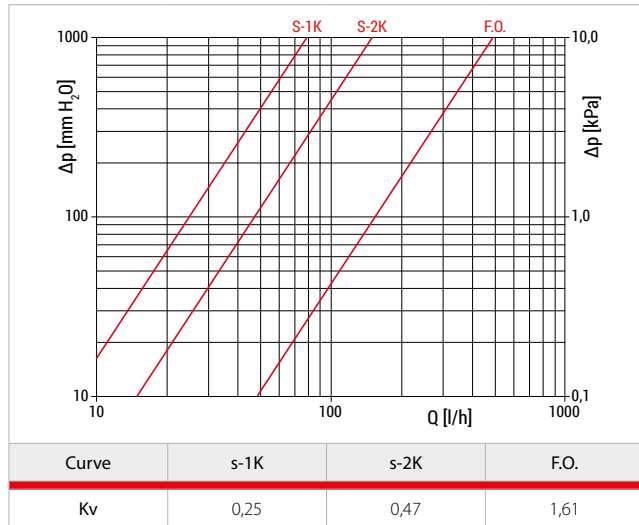


• R460 in combination with the valve bodies 3/4" (R401D, R402D)

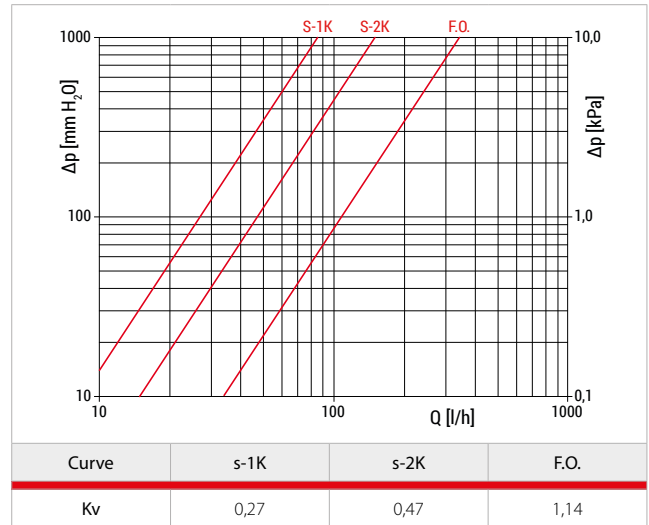




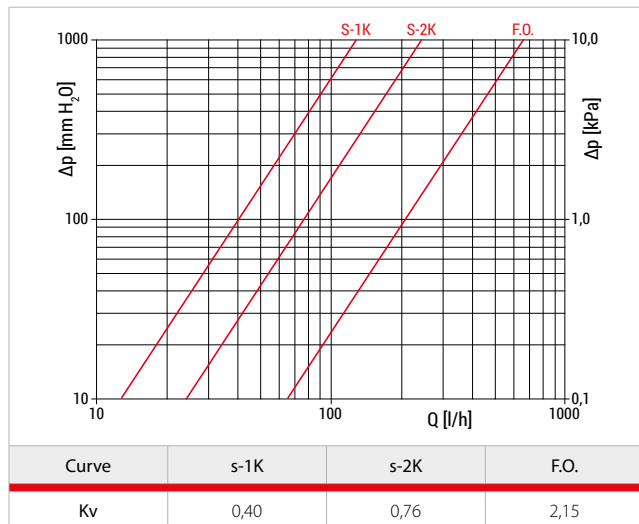
• R468 in combination with the valve bodies 1/2" (R401D, R402D)



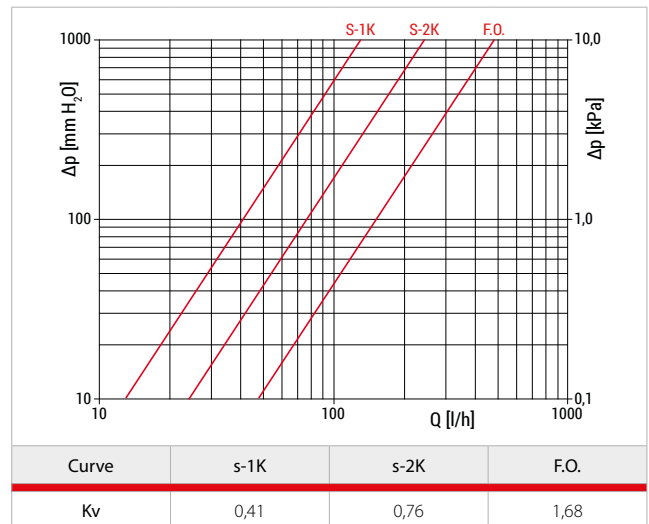
• R470 in combination with the valve bodies 1/2" (R401D, R402D)



• R468 in combination with the valve bodies 3/4" (R401D, R402D)

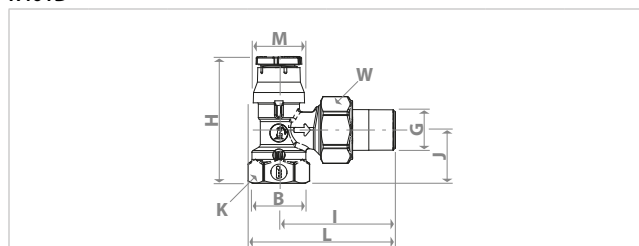


• R470 in combination with the valve bodies 3/4" (R401D, R402D)



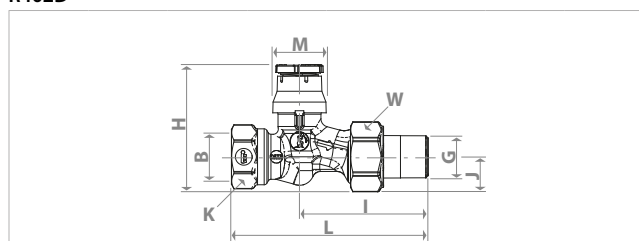
Dimensions

R401D



G x B	H [mm]	I [mm]	J [mm]	K [mm]	L [mm]	M [mm]	W [mm]
1/2"x1/2"	63	58	27	27	73	51	30
3/4"x3/4"	72	67	29	32	85	51	37

R402D



G x B	H [mm]	I [mm]	J [mm]	K [mm]	L [mm]	M [mm]	W [mm]
1/2"x1/2"	61	62	17	27	94	51	30
3/4"x3/4"	70	70	21	32	108	51	37

Product specifications

R401D

Angle valve with thermostatic option, chrome plated, with iron pipe connection. Body and main components: UNI EN 12165 CW617N chrome plated brass. Monobloc command stem: stainless steel. Worksite protection handwheel: PP-H. Gaskets: EPDM. Fluid of use: water and glycol solutions (max. 30 %). Temperature range: 5÷110 °C. Max. working pressure: 16 bar with worksite protection handwheel; 10 bar in combination with thermostatic head. Max. differential pressure with thermostatic head: 1,4 bar (1/2"); 0,7 bar (3/4"). Can be combined with thermostatic heads R460, R468, R470 (Clip-Clip quick connection). KEYMARK (EN215) certification.

R402D

Straight valve with thermostatic option, chrome plated, with iron pipe connection. Body and main components: UNI EN 12165 CW617N chrome plated brass. Monobloc command stem: stainless steel. Worksite protection handwheel: PP-H. Gaskets: EPDM. Fluid of use: water and glycol solutions (max. 30 %). Temperature range: 5÷110 °C. Max. working pressure: 16 bar with worksite protection handwheel; 10 bar in combination with thermostatic head. Max. differential pressure with thermostatic head: 1,4 bar (1/2"); 0,7 bar (3/4"). Can be combined with thermostatic heads R460, R468, R470 (Clip-Clip quick connection). KEYMARK (EN215) certification.

Additional information

For more information, go to www.giacomini.com or contact our technical assistance service: ☎ +39 0322 923372 📠 +39 0322 923255 ✉ consulenza.prodotti@giacomini.com
 This document provides only general indications. Giacomini S.p.A. may change at any time, without notice and for technical or commercial reasons, the items included herewith.
 The information included in this technical sheet do not exempt the user from strictly complying with the rules and good practice standards in force.
 Giacomini S.p.A. Via per Alzo, 39 - 28017 San Maurizio d'Opaglio (NO) Italy