

Pressure reducing valves R153C, R153P and R153M



R153C · Valve for the regulation and stabilization of pressure within a hydraulic circuit. Compact model with PN16 piston, adjustable outlet pressure. Compensated seat, nickel-plated brass body with manometer connection on lower section, heat-resistant polymer piston, available in 1/2" and 3/4" sizes with female connections.

R153P · Valve for the regulation and stabilization of pressure within a hydraulic circuit. Model with PN25 piston, adjustable outlet pressure. Compensated stainless steel seat, nickel-plated brass body with manometer connection

on front section, heat-resistant polymer piston, available in 1/2" and 2" sizes with female connections. Complies with the SHW standard.

R153M · Valve for the regulation and stabilization of pressure within a hydraulic circuit. Model with PN25 membrane, adjustable outlet pressure. Compensated seat in stainless steel, dezincification-resistant DZR brass body, reinforced EPDM membrane for optimal stability of the output pressure value, available in sizes from 1/2" to 2", with female connections. Complies with SHW and WRAS standards.




Pressure reducing valves R153C, R153P and R153M

- R153C compact with piston
- R153P with piston
- R153M with membrane



NEW | Pressure reducing valves R153C, R153P and R153M



R153C
compact piston
pressure reducers



R153P
piston pressure
reducers



R153M
membrane pressure
reducers


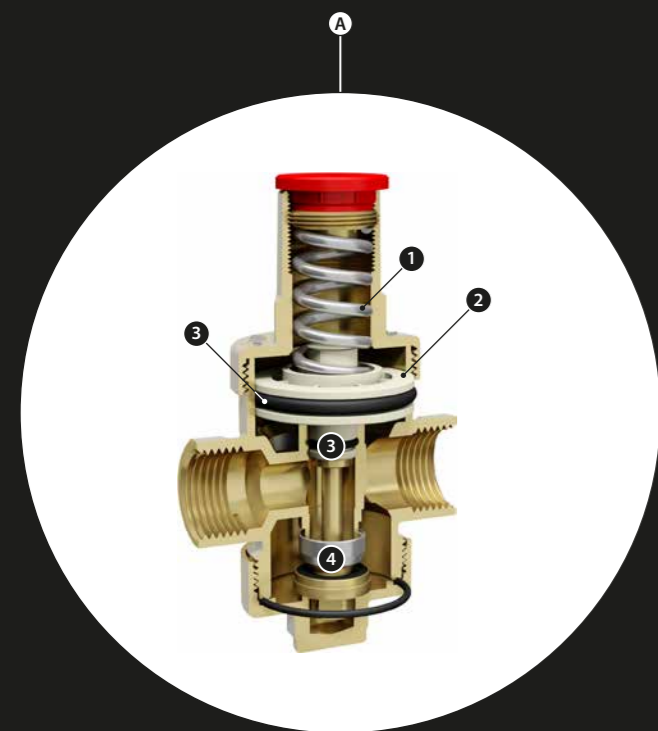
Operating principle

A spring, which can be adjusted according to the working pressure required, presses against a piston **A** or a membrane **B** pushing the shutter down towards the direction in which the valve opens.

The water pressure downstream of the pressure reducer exerts a pressure in the opposite direction, pulling the shutter closed. On a closed plant, the two forces are balanced, while as soon as there

is a demand for flow, the downstream pressure decreases and the thrust from the spring increases, thus opening the shutter and allowing the water to pass through.

Main components



- 1 Spring in stainless steel
- 2 Piston in reinforced polymer
- 3 EPDM seals with a low coefficient of friction
- 4 Shutter seat in stainless steel

- 5 Spring in stainless steel
- 6 Membrane in reinforced EPDM rubber with nylon fibres
- 7 Shutter seat in stainless steel
- 8 Components made from CZR brass

Main characteristics



Compatible with: water, glycol solutions and compressed air



The parts of the valve body that come into contact with water are made of CR brass, which has a high resistance to corrosion (for membrane model)



Resistant to high temperatures: up to 130 °C compared to 80 °C for most models on the market



Adjustment range is wider than the industry standard (for the piston model)



Piston models (items **R153P**, **R153C**) or membrane models (item **R153M**) with compensated seat to maintain the calibrated value set constant, even in the presence of extreme variations in pressure.



Shutter seat in stainless steel



Seals in EPDM, guaranteeing improved resistance. Dynamic seals are made from a compound with a low coefficient of friction

Compact pressure reducing valves

R153C
With PN16 piston



code **R153CX003** 1/2"

code **R153CX004** 3/4"

R153P
With PN25 piston



code **R153PX003** 1/2"

code **R153PX004** 3/4"

code **R153PX005** 1"

code **R153PX006** 1 1/4"

code **R153PX007** 1 1/2"

code **R153PX008** 2"

R153M
With PN25 membrane



code **R153MY003** 1/2"

code **R153MY004** 3/4"

code **R153MY005** 1"

code **R153MY006** 1 1/4"

code **R153MY007** 1 1/2"

code **R153MY008** 2"