



Serie RM

Description

The mechanical pressure fittings of the RM range are the evolution of the previous RP range:

Their main characteristics are:

- improved seal performance, thanks to a new profile
- the possibility to press with various types of clamp (multitongs fitting)

The Giacomini pressure fittings are ideal for use in hot and cold water distribution systems (sanitary use or heating).

The wide range of figures and sizes available, combined with the components of long-established and commonly-used systems, resolves every possible worksite problem with traditional or collector type distribution, based on the needs (conditioned by space limits), technical or economic choices, using pipes in Pex, Pb or multilayer.

The fittings are designed and produced with painstaking care to ensure they are fully reliable and to make sure the installer's work is easy and completely safe. The special features include the stainless steel sleeve with its counter-sink to facilitate the insertion of the pipe, the bush-fastener ring for visually checking that the pipe is correctly and fully inserted (fundamental for guaranteeing firm pressing), the divider for multilayer pipe joints (otherwise, the aluminium film could damage the connection fittings as a result of electro-chemical type phenomena). The fittings are supplied fully assembled and packed in boxes. The measurement of the corresponding pipes is clearly marked on the sleeve (ref.3, tab.2).

In the case of chased fitting installation, avoid any contact between the cement mixture and the metal parts of the component. It is a good idea to make a joint that is accessible for checking purposes - for instance by using a flush-mounting plastic box or at least one that is separated from the structure and free to expand; this avoids any chemical reaction and tension on the metal surfaces due to the thermal dilation.

Technical data

- Temperature range: 5÷110 °C
- Max. working pressure: 10 bar

Materials

- Bodies in stamped brass CW617N - EN 12165.
- Compression bush in AISI 304 stainless steel.
- Bush-fastener ring in brass CW614N - EN 12164.
- Double black o-ring seal in EPDM, complying with EN 681-1, suitable for the distribution of drinking water.

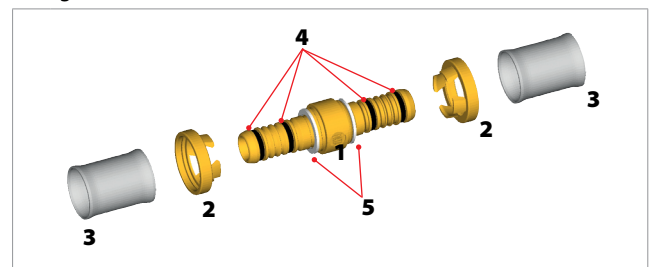
Main characteristics

Tongs profile

Pipe measurement [mm]	Tongs profile
16 x 2	TH - H - U
20 x 2	TH - H - U
26 x 3	TH - H
32 x 3	TH - H - U
40 x 3,5	TH - U
50 x 4	TH - U
63 x 4,5	TH

Tab.1

Fittings characteristics



Legend	
1	Body in brass
2	Bush-fastener ring
3	Sleeve
4	O-ring
5	Insulating barrier

Tab.2

Sleeves characteristics

Bush detail (ref.3, tab.2) - "RM Range" indicates that the fitting can be pressed with the tongs indicated in table 1.




Versions and product codes

Series	Product code	Size	Type of fitting	Picture
RM102	RM102Y003	16 x 2	straight	
	RM102Y007	20 x 2		
	RM102Y009	26 x 3		
	RM102Y011	32 x 3		
	RM102Y014	40 x 3,5		
	RM102Y015	50 x 4		
	RM102Y016	63 x 4,5		
RM103	RM103Y010	(20 x 2) x (16 x 2)	straight reduced	
	RM103Y016	(26 x 3) x (16 x 2)		
	RM103Y018	(26 x 3) x (20 x 2)		
	RM103Y020	(32 x 3) x (16 x 2)		
	RM103Y021	(32 x 3) x (20 x 2)		
	RM103Y022	(32 x 3) x (26 x 3)		
	RM103Y064	(40 x 3,5) x (26 x 3)		
	RM103Y065	(40 x 3,5) x (32 x 3)		
	RM103Y075	(50 x 4) x (32 x 3)		
	RM103Y076	(50 x 4) x (40 x 3,5)		
	RM103Y086	(63 x 4,5) x (40 x 3,5)		
	RM103Y087	(63 x 4,5) x (50 x 4)		
RM107	RM107Y023	3/8" M x (16 x 2)	straight, male thread	
	RM107Y033	1/2" M x (16 x 2)		
	RM107Y037	1/2" M x (20 x 2)		
	RM107Y043	3/4" M x (16 x 2)		
	RM107Y047	3/4" M x (20 x 2)		
	RM107Y049	3/4" M x (26 x 3)		
	RM107Y058	1" M x (26 x 3)		
	RM107Y059	1" M x (32 x 3)		
	RM107Y066	1 1/4" M x (40 x 3,5)		
	RM107Y077	1 1/2" M x (50 x 4)		
	RM107Y078	2" M x (50 x 4)		
	RM107Y088	2" M x (63 x 4,5)		
	RM107Y098	2 1/2" M x (63 x 4,5)		
RM109	RM109Y033	1/2" F x (16 x 2)	straight, female thread	
	RM109Y037	1/2" F x (20 x 2)		
	RM109Y043	3/4" F x (16 x 2)		
	RM109Y047	3/4" F x (20 x 2)		
	RM109Y049	3/4" F x (26 x 3)		
	RM109Y058	1" F x (26 x 3)		
	RM109Y059	1" F x (32 x 3)		
	RM109Y060	1" F x (40 x 3,5)		
	RM109Y066	1 1/4" F x (40 x 3,5)		
	RM109Y076	1 1/2" F x (40 x 3,5)		
	RM109Y077	1 1/2" F x (50 x 4)		
	RM109Y088	2" F x (63 x 4,5)		
	RM109Y098	2 1/2" F x (63 x 4,5)		
RM122	RM122Y003	16 x 2	90° curve	
	RM122Y007	20 x 2		
	RM122Y009	26 x 3		
	RM122Y011	32 x 3		
	RM122Y013	40 x 3,5		
	RM122Y014	50 x 4		
	RM122Y015	63 x 4,5		

RM SERIES FITTINGS

0509EN October 2014

MULTITONGS PRESS FITTINGS - RM SERIES

16x2 20x2 26x3 32x3 40x3,5 50x4 63x4,5








GIACOMINI
WATER E-MOTION



Series	Product code	Size	Type of fitting	Picture
RM127	RM127Y033	1/2" M x (16 x 2)	90° curve, male thread	
	RM127Y037	1/2" M x (20 x 2)		
	RM127Y043	3/4" M x (16 x 2)		
	RM127Y047	3/4" M x (20 x 2)		
	RM127Y049	3/4" M x (26 x 3)		
	RM127Y058	1" M x (26 x 3)		
	RM127Y059	1" M x (32 x 3)		
	RM127Y066	1 1/4" M x (40 x 3,5)		
	RM127Y076	1 1/2" M x (40 x 3,5)		
	RM127Y077	1 1/2" M x (50 x 4)		
	RM127Y087	2" M x (50 x 4)		
	RM127Y088	2" M x (63 x 4,5)		
	RM127Y098	2 1/2" M x (63 x 4,5)		
RM128	RM128X034	16 x (16 x 2)	90° curved with chrome-plated copper pipe Ø16, L 300 mm	
RM158	RM158X034	(16 x 2) x 16 x (16 x 2)	45° slanting T with chrome-plated copper pipe Ø16, L 300 mm	
RM129	RM129Y033	1/2" F x (16 x 2)	90° curve, female thread	
	RM129Y037	1/2" F x (20 x 2)		
	RM129Y043	3/4" F x (16 x 2)		
	RM129Y047	3/4" F x (20 x 2)		
	RM129Y049	3/4" F x (26 x 3)		
	RM129Y059	1" F x (32 x 3)		
	RM129Y066	1 1/4" F x (40 x 3,5)		
	RM129Y076	1 1/2" F x (40 x 3,5)		
	RM129Y077	1 1/2" F x (50 x 4)		
	RM129Y087	2" F x (50 x 4)		
	RM129Y088	2" F x (63 x 4,5)		
	RM129Y098	2 1/2" F x (63 x 4,5)		
RM139	RM139Y033	1/2" F x (16 x 2)	elbow, with female thread and bracket	
	RM139Y037	1/2" F x (20 x 2)		
	RM139Y049	3/4" F x (26 x 3)		
RM144	RM144Y009	26 x 3	45° elbow	
	RM144Y011	32 x 3		
	RM144Y012	40 x 3,5		
	RM144Y013	50 x 4		
	RM144Y014	63 x 4,5		
RM150	RM150Y003	16 x 2	T	
	RM150Y007	20 x 2		
	RM150Y009	26 x 3		
	RM150Y011	32 x 3		
	RM150Y012	40 x 3,5		
	RM150Y013	50 x 4		
	RM150Y014	63 x 4,5		



Series	Product code	Size	Type of fitting	Picture
RM151	RM151Y045	(16 x 2) x (20 x 2) x (16 x 2)	reduced T	
	RM151Y063	(20 x 2) x (16 x 2) x (16 x 2)		
	RM151Y064	(20 x 2) x (16 x 2) x (20 x 2)		
	RM151Y065	(20 x 2) x (20 x 2) x (16 x 2)		
	RM151Y067	(20 x 2) x (26 x 3) x (20 x 2)		
	RM151Y083	(26 x 3) x (16 x 2) x (16 x 2)		
	RM151Y084	(26 x 3) x (20 x 2) x (20 x 2)		
	RM151Y085	(26 x 3) x (16 x 2) x (26 x 3)		
	RM151Y086	(26 x 3) x (20 x 2) x (26 x 3)		
	RM151Y089	(26 x 3) x (26 x 3) x (20 x 2)		
	RM151Y094	(32 x 3) x (20 x 2) x (20 x 2)		
	RM151Y095	(32 x 3) x (20 x 2) x (26 x 3)		
	RM151Y091	(32 x 3) x (20 x 2) x (32 x 3)		
	RM151Y092	(32 x 3) x (26 x 3) x (26 x 3)		
	RM151Y093	(32 x 3) x (26 x 3) x (32 x 3)		
	RM151Y145	(40 x 3,5) x (20 x 2) x (40 x 3,5)		
	RM151Y146	(40 x 3,5) x (26 x 3) x (40 x 3,5)		
	RM151Y147	(40 x 3,5) x (32 x 3) x (40 x 3,5)		
RM151Y148	(40 x 3,5) x (32 x 3) x (32 x 3)			
RM151Y157	(50 x 4) x (26 x 3) x (50 x 4)			
RM151Y158	(50 x 4) x (32 x 3) x (50 x 4)			
RM151Y159	(50 x 4) x (40 x 3,5) x (50 x 4)			
RM151Y167	(63 x 4,5) x (32 x 3) x (63 x 4,5)			
RM151Y168	(63 x 4,5) x (40 x 3,5) x (63 x 4,5)			
RM153	RM153Y033	(16 x 2) x 1/2" M x (16 x 2)	T with male thread	
	RM153Y037	(20 x 2) x 1/2" M x (20 x 2)		
	RM153Y049	(26 x 3) x 3/4" M x (26 x 3)		
	RM153Y059	(32 x 3) x 1" M x (32 x 3)		
RM154	RM154Y033	(16 x 2) x 1/2" F x (16 x 2)	T with female thread	
	RM154Y037	(20 x 2) x 1/2" F x (20 x 2)		
	RM154Y049	(26 x 3) x 3/4" F x (26 x 3)		
	RM154Y050	(32 x 3) x 3/4" F x (32 x 3)		
	RM154Y056	(40 x 3,5) x 3/4" F x (40 x 3,5)		
	RM154Y057	(50 x 4) x 3/4" F x (50 x 4)		
	RM154Y059	(32 x 3) x 1" F x (32 x 3)		
	RM154Y062	(63 x 4,5) x 1" F x (63 x 4,5)		
	RM154Y066	(40 x 3,5) x 1 1/4" F x (40 x 3,5)		
	RM154Y068	(50 x 4) x 1 1/4" F x (50 x 4)		
	RM154Y076	(40 x 3,5) x 1 1/2" F x (40 x 3,5)		
	RM154Y077	(50 x 4) x 1 1/2" F x (50 x 4)		
	RM154Y088	(63 x 4,5) x 2" F x (63 x 4,5)		
RM154Y098	(63 x 4,5) x 2 1/2" F x (63 x 4,5)			
RM179	RM179X023	16 x (16 x 2)	straight, with cap for base adaptor and pressure connection	
	RM179X033	18 x (16 x 2)		
RM179E	RM179Y103	1/2" x (16 x 2) (Ø 15 mm)	straight, with cap for Eurocone and pressure connection	
	RM179Y113	1/2" x (16 x 2) (Ø 16 mm)		
	RM179X103	3/4" E x (16 x 2)		
	RM179X106	3/4" E x (20 x 2)		

RM SERIES FITTINGS

0509EN October 2014





MULTITONGS PRESS FITTINGS - RM SERIES

16x2 20x2 26x3 32x3 40x3,5 50x4 63x4,5



GIACOMINI
WATER E-MOTION



Series	Product code	Size	Type of fitting	Picture
RM179SP	RM179Y043	3/8" x (16 x 2)	straight, with flat seat and threaded cap ISO 228, pressure connection	
	RM179Y053	1/2" x (16 x 2)		
	RM179Y056	1/2" x (20 x 2)		
	RM179Y063	3/4" x (16 x 2)		
	RM179Y066	3/4" x (20 x 2)		
	RM179Y069	3/4" x (26 x 3)		
	RM179Y073	1" x (26 x 3)		
	RM179Y074	1" x (32 x 3)		
	RM179Y082	1 1/4" x (40 x 3,5)		
	RM179Y093	1 1/2" x (50 x 4)		
	RM179Y097	2" x (63 x 4,5)		
RM173	RM173Y033	16 x (16 x 2)	stopcock with bonnet	
	RM173Y037	20 x (20 x 2)		
RM18	RM18Y033	1/2"F x (16 x 2)	straight, in three pieces, with female thread	
	RM18Y037	1/2"F x (20 x 2)		
	RM18Y049	3/4"F x (26 x 3)		
RM19	RM19Y033	1/2"F x (16 x 2)	curved, in three pieces, with female thread	
	RM19Y037	1/2"F x (20 x 2)		
	RM19Y049	3/4"F x (26 x 3)		



Installation

In order to prevent the damaging of the hydraulic seal elements during the installation, and guarantee the efficiency of the joint, it is recommended to respect the following instructions.



Cut the pipe perpendicular to its axis, using a shears (you are advised to rotate the shears slightly while you are cutting) or the wheel pipe-cutter, to limit the ovaling of the pipe itself.



The perfect seal of the mechanical pressure fittings is only possible if the pipe and fitting have corresponding nominal diameters and thicknesses. To avoid incorrect assembly therefore, you should check the dimensions of the components before pressing.
Deburr and calibrate the internal surface of the pipe, using the tool (check the size of the milling cutter corresponds to the pipe size).
Lubricate the internal pipe surface with lubricants suitable for use with the materials of the system and with the expected application of the system.



Fully insert the pipe in the fitting; the coupling position is correct if you can see the pipe through the slits in the bush-fastener ring. The counter-sink shape of the end part of the sleeve makes it easier to insert the pipe.



To press the fittings, use a jaw of a size corresponding to the fitting and with the profile indicated in table 1:

- open the clamp and, before inserting the fitting to be pressed, make sure there are no impurities inside it;
- insert the fitting in the clamp grooves so the shapes tally perfectly.



Start up the presser and wait until the clamps are fully closed (only then is the fitting firmly locked in place). During this phase, pay special attention to the moving mechanisms to avoid any accidents.



Check the degree of tightening is correct and, in particular, observe the bush-fastener ring to make sure the pipe is in the correct position. The closure of the fittings is irreversible so, if the pressure is incorrect, the pipe is inevitably cut and the joint will have to be remade with a new fitting.

To ensure the correct functioning and long lifespan of the presser, it is important to respect the scheduled overhaul deadlines. In addition, the clamps must always be perfectly clean and oiled to avoid any anomalous strain during the pressing operation that could reduce the working life of the mechanisms.



Note.

in the case of chased fitting installation, avoid any contact between the cement mixture and the metal parts of the component. It is a good idea to make a joint that is accessible for checking purposes - for instance by using a flush-mounting plastic box or at least one that is separated from the structure; this avoids any chemical reaction on the metal surfaces and a concentration of strain due to the thermal dilation.

**Product specifications****RM102**

Straight multitongs pressure fitting. Body in brass UNI EN 12165 CW617N. For plastic or multilayer pipes. Double O-ring in black EPDM, complying with EN 681.1. For hydraulic systems. Compression sleeve in AISI 304 stainless steel. Pressing profile TH, H, U for Ø 16, 20, 32 mm - TH, H for Ø 26 mm - TH, U for Ø 40, 50 mm - TH for Ø 63 mm. Temperature range 5÷110 °C. Max. working pressure 10 bar.

RM103

Straight reduced multitongs pressure fitting. Body in brass UNI EN 12165 CW617N. For plastic or multilayer pipes. Double O-ring in black EPDM, complying with EN 681.1. For hydraulic systems. Compression sleeve in AISI 304 stainless steel. Pressing profile TH, H, U for Ø 16, 20, 32 mm - TH, H for Ø 26 mm - TH, U for Ø 40, 50 mm - TH for Ø 63 mm. Temperature range 5÷110 °C. Max. working pressure 10 bar.

RM107

Straight multitongs pressure fitting with male thread. Body in brass UNI EN 12165 CW617N. For plastic or multilayer pipes. Double O-ring in black EPDM, complying with EN 681.1. For hydraulic systems. Compression sleeve in AISI 304 stainless steel. Pressing profile TH, H, U for Ø 16, 20, 32 mm - TH, H for Ø 26 mm - TH, U for Ø 40, 50 mm - TH for Ø 63 mm. Temperature range 5÷110 °C. Max. working pressure 10 bar.

RM109

Straight multitongs pressure fitting with female thread. Body in brass UNI EN 12165 CW617N. For plastic or multilayer pipes. Double O-ring in black EPDM, complying with EN 681.1. For hydraulic systems. Compression sleeve in AISI 304 stainless steel. Pressing profile TH, H, U for Ø 16, 20, 32 mm - TH, H for Ø 26 mm - TH, U for Ø 40, 50 mm - TH for Ø 63 mm. Temperature range 5÷110 °C. Max. working pressure 10 bar.

RM122

90° curved multitongs pressure fitting. Body in brass UNI EN 12165 CW617N. For plastic or multilayer pipes. Double O-ring in black EPDM, complying with EN 681.1. For hydraulic systems. Compression sleeve in AISI 304 stainless steel. Pressing profile TH, H, U for Ø 16, 20, 32 mm - TH, H for Ø 26 mm - TH, U for Ø 40, 50 mm - TH for Ø 63 mm. Temperature range 5÷110 °C. Max. working pressure 10 bar.

RM127

90° curved multitongs pressure fitting with male thread. Body in brass UNI EN 12165 CW617N. For plastic or multilayer pipes. Double O-ring in black EPDM, complying with EN 681.1. For hydraulic systems. Compression sleeve in AISI 304 stainless steel. Pressing profile TH, H, U for Ø 16, 20, 32 mm - TH, H for Ø 26 mm - TH, U for Ø 40, 50 mm - TH for Ø 63 mm. Temperature range 5÷110 °C. Max. working pressure 10 bar.

RM128

90° curved multitongs pressure fitting, with chromium-plated copper pipe Ø 16. Length 300 mm. Body in brass UNI EN 12165 CW617N. For plastic or multilayer pipes. Double O-ring in black EPDM, complying with EN 681.1. For hydraulic systems. Compression sleeve in AISI 304 stainless steel. Pressing profile TH, H, U for Ø 16, 20, 32 mm - TH, H for Ø 26 mm - TH, U for Ø 40, 50 mm - TH for Ø 63 mm. Temperature range 5÷110 °C. Max. working pressure 10 bar.

RM129

90° curved multitongs pressure fitting with female thread. Body in brass UNI EN 12165 CW617N. For plastic or multilayer pipes. Double O-ring in black EPDM, complying with EN 681.1. For hydraulic systems. Compression sleeve in AISI 304 stainless steel. Pressing profile TH, H, U for Ø 16, 20, 32 mm - TH, H for Ø 26 mm - TH, U for Ø 40, 50 mm - TH for Ø 63 mm. Temperature range 5÷110 °C. Max. working pressure 10 bar.

RM139

Multitongs elbow pressure fitting with female thread, with wall bracket. Body in brass UNI EN 12165 CW617N. For plastic or multilayer pipes. Double O-ring in black EPDM, complying with EN 681.1. For hydraulic systems. Compression sleeve in AISI 304 stainless steel. Pressing profile TH, H, U for Ø 16, 20, 32 mm - TH, H for Ø 26 mm - TH, U for Ø 40, 50 mm - TH for Ø 63 mm. Temperature range 5÷110 °C. Max. working pressure 10 bar.

RM144

45° elbow multitongs pressure fitting. Body in brass UNI EN 12165 CW617N. For plastic or multilayer pipes. Double O-ring in black EPDM, complying with EN 681.1. For hydraulic systems. Compression sleeve in AISI 304 stainless steel. Pressing profile TH, H, U for Ø 16, 20, 32 mm - TH, H for Ø 26 mm - TH, U for Ø 40, 50 mm - TH for Ø 63 mm. Temperature range 5÷110 °C. Max. working pressure 10 bar.

RM150

Multitongs T pressure fitting. Body in brass UNI EN 12165 CW617N. For plastic or multilayer pipes. Double O-ring in black EPDM, complying with EN 681.1. For hydraulic systems. Compression sleeve in AISI 304 stainless steel. Pressing profile TH, H, U for Ø 16, 20, 32 mm - TH, H for Ø 26 mm - TH, U for Ø 40, 50 mm - TH for Ø 63 mm. Temperature range 5÷110 °C. Max. working pressure 10 bar.

RM151

Reduced multitongs T pressure fitting. Body in brass UNI EN 12165 CW617N. For plastic or multilayer pipes. Double O-ring in black EPDM, complying with EN 681.1. For hydraulic systems. Compression sleeve in AISI 304 stainless steel. Pressing profile TH, H, U for Ø 16, 20, 32 mm - TH, H for Ø 26 mm - TH, U for Ø 40, 50 mm - TH for Ø 63 mm. Temperature range 5÷110 °C. Max. working pressure 10 bar.

RM153

Multitongs T pressure fitting with male thread. Body in brass UNI EN 12165 CW617N. For plastic or multilayer pipes. Double O-ring in black EPDM, complying with EN 681.1. For hydraulic systems. Compression sleeve in AISI 304 stainless steel. Pressing profile TH, H, U for Ø 16, 20, 32 mm - TH, H for Ø 26 mm - TH, U for Ø 40, 50 mm - TH for Ø 63 mm. Temperature range 5÷110 °C. Max. working pressure 10 bar.

RM154

Multitongs T pressure fitting with female thread. Body in brass UNI EN 12165 CW617N. For plastic or multilayer pipes. Double O-ring in black EPDM, complying with EN 681.1. For hydraulic systems. Compression sleeve in AISI 304 stainless steel. Pressing profile TH, H, U for Ø 16, 20, 32 mm - TH, H for Ø 26 mm - TH, U for Ø 40, 50 mm - TH for Ø 63 mm. Temperature range 5÷110 °C. Max. working pressure 10 bar.

RM173

Shut-off tap with bonnet, with multitongs pressure connections. With protective cap. Body in brass UNI EN 12165 CW617N. For plastic or multilayer pipes. Double O-ring in black EPDM, complying with EN 681.1. For hydraulic systems. Compression sleeve in AISI 304 stainless steel. Pressing profile TH, H, U for Ø 16, 20, 32 mm - TH, H for Ø 26 mm - TH, U for Ø 40, 50 mm - TH for Ø 63 mm. Temperature range 5÷110 °C. Max. working pressure 10 bar.

RM179

Straight multitongs pressure fitting with cap for base adaptor connection. Base 16 or 18 adaptor connection. With protective cap. Body in brass UNI EN 12165 CW617N. For plastic or multilayer pipes. Double O-ring in black EPDM, complying with EN 681.1. For hydraulic systems. Compression sleeve in AISI 304 stainless steel. Pressing profile TH, H, U for Ø 16, 20, 32 mm - TH, H for Ø 26 mm - TH, U for Ø 40, 50 mm - TH for Ø 63 mm. Temperature range 5÷110 °C. Max. working pressure 10 bar.

**RM179E**

Straight multitongs pressure fitting with threaded cap 3/4". Eurocone connection for base 3/4". Base 16 or 18 adaptor connection. With protective cap. Body in brass UNI EN 12165 CW617N. For plastic or multilayer pipes. Double O-ring in black EPDM, complying with EN 681.1. For hydraulic systems. Compression sleeve in AISI 304 stainless steel. Pressing profile TH, H, U for Ø 16, 20, 32 mm - TH, H for Ø 26 mm - TH, U for Ø 40, 50 mm - TH for Ø 63 mm. Temperature range 5÷110 °C. Max. working pressure 10 bar.

RM179SP

Straight multitongs pressure fitting with threaded cap ISO 228. Flat seat connection with fibre seal gasket. Body in brass UNI EN 12165 CW617N. For plastic or multilayer pipes. Double O-ring in black EPDM, complying with EN 681.1. For hydraulic systems. Compression sleeve in AISI 304 stainless steel. Pressing profile TH, H, U for Ø 16, 20, 32 mm - TH, H for Ø 26 mm - TH, U for Ø 40, 50 mm - TH for Ø 63 mm. Temperature range 5÷110 °C. Max. working pressure 10 bar.

RM18

Straight multitongs pressure fitting in three parts, with female thread. Body in brass UNI EN 12165 CW617N. For plastic or multilayer pipes. Double O-ring in black EPDM, complying with EN 681.1. For hydraulic systems. Compression sleeve in AISI 304 stainless steel. Pressing profile TH, H, U for Ø 16, 20, 32 mm - TH, H for Ø 26 mm - TH, U for Ø 40, 50 mm - TH for Ø 63 mm. Temperature range 5÷110 °C. Max. working pressure 10 bar.

RM19

Curved multitongs pressure fitting in three parts, with female thread. Body in brass UNI EN 12165 CW617N. For plastic or multilayer pipes. Double O-ring in black EPDM, complying with EN 681.1. For hydraulic systems. Compression sleeve in AISI 304 stainless steel. Pressing profile TH, H, U for Ø 16, 20, 32 mm - TH, H for Ø 26 mm - TH, U for Ø 40, 50 mm - TH for Ø 63 mm. Temperature range 5÷110 °C. Max. working pressure 10 bar.

Guarantee

All the products and components supplied by Giacomini are subjected to numerous checks in order to guarantee the high quality documented by the certification of the quality management system in accordance with UNI EN ISO 9001. All the products and components supplied by Giacomini are subjected to the guarantee and the responsibilities indicated in directives 1994/44/EC, 2001/95/EC and 85/374/EEC.

The guarantee is not valid in the following cases:

- 1) If the fittings are used to distribute fluids not compatible with the materials.
- 2) If any flaws are visible at the time of installation or during the seal test on the pressurised system.
- 3) If the installation instructions are not fully respected.
- 4) If the pipes connected to the fittings are made of incompatible materials or have incompatible dimensions.
- 5) If the fittings are installed with components not manufactured by Giacomini, the guarantee is limited to the fittings (it does not cover the entire system).

Additional information

For additional information please check the website www.giacomini.com or contact the technical service: ☎ +39 0322 923372 📠 +39 0322 923255 ✉ consulenza.prodotti@giacomini.com
This pamphlet is merely for information purposes. Giacomini S.p.A. retains the right to make modifications for technical or commercial reasons, without prior notice, to the items described in this pamphlet. The information described in this technical pamphlet does not exempt the user from following carefully the existing regulations and norms on good workmanship.
Giacomini S.p.A. Via per Alzo, 39 - 28017 San Maurizio d'Opaglio (NO) Italy